



Headquarters
Department of the Army
Washington, DC
2 October 2023

***Army Regulation 840–10**

Effective 2 October 2023

Heraldic Activities

Flags, Guidons, Streamers, Tabards, and Automobile and Aircraft Plates

By Order of the Secretary of the Army:

RANDY A. GEORGE
General, United States Army
Chief of Staff

Official:


MARK F. AVERILL
Administrative Assistant to the
Secretary of the Army

History. This publication is a mandated revision. The portions affected by this mandated revision are listed in the summary of change.

Authorities. The authorities for this regulation are 4 USC 7, 10 USC 7285, 10 USC 7565, 10 USC 7714, 18 USC 706, and 36 USC 300106.

Applicability. This regulation applies to the Regular Army, the Army National Guard/Army National Guard of the United States, and the U.S. Army Reserve. This regulation is required during mobilization.

Proponent and exception authority. The proponent of this publication is the Deputy Chief of Staff, G–1. The proponent has the authority to approve exceptions or waivers to this regulation that are consistent with controlling law and regulations. The proponent may delegate this approval authority, in writing, to a division chief within the proponent agency or its direct reporting unit or field operating agency, in the grade of colonel or the civilian equivalent. Activities may request a waiver to this regulation by providing justification that includes a full analysis of the expected benefits and must include formal review by the activity's senior legal officer. All waiver requests will be endorsed by the commander or senior leader of the requesting activity and forwarded through their higher headquarters to the policy proponent. Refer to AR 25–30 for specific requirements.

Army internal control process. This regulation contains internal control provisions in accordance with AR 11–2 and identifies key internal control that must be evaluated (see appendix B).

Suggested improvements. Users are invited to send comments and suggested improvements on DA Form 2028 (Recommended Changes to Publications and Blank Forms) directly to the Deputy Chief of Staff, G–1, usarmy.pentagon.hqda-dcs-g-1.mbx.publishing-team@army.mil.

Distribution. This regulation is available in electronic media only and is intended for the Regular Army, the Army National Guard/Army National Guard of the United States, and the U.S. Army Reserve.

*This regulation supersedes AR 840–10, dated 17 July 2020.

SUMMARY of CHANGE

AR 840–10

Flags, Guidons, Streamers, Tabards, and Automobile and Aircraft Plates

This mandated revision, dated 2 October 2023—

- Updates names of U.S. Army centers (table 5–6).
- Removes all references to Confederate military service (table of contents, chap 9).
- Implements Public Law 116–283, William M. (Mac) Thornberry National Defense Authorization Act for Fiscal Year 2021, Section 370 by removing an exception that permitted the award of campaign streamers and war service streamers for active Confederate military service (chap 9).
- Makes minor administrative changes (throughout).

Contents (Listed by chapter and page number)

Summary of Change

Chapter 1

Introduction, *page 1*

Chapter 2

Flag of the United States, *page 2*

Chapter 3

Positional Colors, Individual Flags, and Plates, *page 12*

Chapter 4

The U.S. Army Ceremonial Flag, Army Display Flag, and the Army Field Flag, *page 39*

Chapter 5

Distinguishing Flags for Organizations and Organizational Colors, *page 50*

Chapter 6

Guidons, *page 89*

Chapter 7

Miscellaneous Flags and Tabards, *page 116*

Chapter 8

Flagstaves and Flagstaff Heads (Finials), *page 128*

Chapter 9

Streamers, *page 130*

Chapter 10

Supply, Maintenance, Disposition, and Replacement, *page 144*

Appendixes

A. References, *page 149*

B. Internal Control Evaluation, *page 151*

Table List

Table 3–1: Flags and plates authorized for positions or individuals (listed in order of precedence), *page 13*

Table 4–1: U.S. Army flag campaign streamers, *page 40*

Table 5–1: Flags authorized for Army echelons and organizations, *page 50*

Table 5–2: Branch colors for flags, *page 54*

Table 5–3: Colors for separate brigade flags, *page 61*

Table 5–4: Colors for group flags, *page 63*

Table 5–5: Colors of distinguishing flags, separate flexible battalions, *page 68*

Table 5–6: Colors and insignia for U.S. Army centers, *page 69*

Table 5–7: Colors for U.S. Army Colleges, Service, and specialist schools, *page 71*

Table 5–8: Colors for distinguishing flags for U.S. Army training centers, *page 76*

Table 5–9: Colors for organizational colors, *page 86*

Table 6–1: Colors, insignia, and devices for guidons, *page 97*

Table 10–1: Command authorization for flags and plates, *page 145*

Figure List

- Figure 2–1: U.S. flag carried with other flags, *page 5*
Figure 2–2: U.S. flag displayed in groups with staffs radiating, *page 6*
Figure 2–3: U.S. flag displayed in center of line, *page 6*
Figure 2–4: U.S. flag displayed crossed with another flag, *page 7*
Figure 2–5: U.S. flag displayed against the wall, *page 7*
Figure 2–6: U.S. flag displayed on the wall of a rostrum and on a staff in an auditorium, *page 8*
Figure 2–7: U.S. flag displayed with chancel, *page 8*
Figure 2–8: U.S. flag displayed at half-staff, *page 9*
Figure 2–9: U.S. flag with crepe streamer, *page 9*
Figure 2–10: Folding of the U.S. flag, *page 10*
Figure 2–11: U.S. flag placed on an open casket, *page 10*
Figure 2–12: U.S. flag placed on a closed casket, *page 11*
Figure 3–1: Office of the President of the United States, *page 16*
Figure 3–2: Office of the Vice President of the United States, *page 16*
Figure 3–3: Office of the Secretary of Defense, *page 17*
Figure 3–4: Office of the Deputy Secretary of Defense, *page 17*
Figure 3–5: Office of the Under Secretaries of Defense, *page 18*
Figure 3–6: Office of the Assistant Secretaries of Defense, *page 18*
Figure 3–7: Principal Deputy Under Secretaries of Defense, *page 19*
Figure 3–8: Presidentially appointed Senate-approved specified officials, *page 19*
Figure 3–9: Office of the Chairman, Joint Chiefs of Staff, *page 20*
Figure 3–10: Office of the Vice Chairman, Joint Chiefs of Staff, *page 20*
Figure 3–11: Senior Enlisted Advisor, Joint Chiefs of Staff, *page 21*
Figure 3–12: Office of the Chief, National Guard Bureau, *page 21*
Figure 3–13: Office of the Vice Chief, National Guard Bureau, *page 22*
Figure 3–14: Office of the Secretary of the Army, *page 22*
Figure 3–15: Office of the Under Secretary of the Army, *page 23*
Figure 3–16: Office of the Assistant Secretaries of the Army and General Counsel, *page 23*
Figure 3–17: Principal Staff Assistants to Secretary of the Army, *page 24*
Figure 3–18: Office of the Chief of Staff, U.S. Army, *page 24*
Figure 3–19: Office of the Vice Chief of Staff, U.S. Army, *page 25*
Figure 3–20: Director of Army Staff and Office of the Deputy and Assistant Chiefs of Staff, *page 25*
Figure 3–21: Sergeant Major of the Army, *page 26*
Figure 3–22: Office of The Adjutant General, *page 26*
Figure 3–23: Office of the Chief, Army Reserve, *page 27*
Figure 3–24: Office of the Chief of Chaplains, *page 27*
Figure 3–25: Office of the Chief of Engineers, *page 28*
Figure 3–26: Office of The Inspector General, *page 28*
Figure 3–27: Office of the Judge Advocate General, *page 29*
Figure 3–28: Provost Marshal General, *page 29*
Figure 3–29: Office of the Chief of Public Affairs, *page 30*
Figure 3–30: Office of The Surgeon General, *page 30*
Figure 3–31: General of the Army, *page 31*
Figure 3–32: General, *page 32*
Figure 3–33: Lieutenant general, *page 32*
Figure 3–34: Major general, *page 33*
Figure 3–35: Brigadier general, *page 33*
Figure 3–36: Senior Executive Service, *page 34*
Figure 3–37: Scientific and professional, *page 34*
Figure 3–38: Senior level, *page 35*
Figure 3–39: State Army National Guard lieutenant general, *page 35*
Figure 3–40: State Army National Guard major general, *page 36*
Figure 3–41: State Army National Guard brigadier general, *page 36*
Figure 3–42: Civilian Aide to the Secretary of the Army, *page 37*

Contents—Continued

- Figure 3–43: U.S. Army Reserve Ambassador, *page 37*
Figure 3–44: Medal of Honor, *page 39*
Figure 4–1: The U.S. Army Flag, *page 40*
Figure 4–2: Arrangement of streamers, *page 47*
Figure 4–3: Display of streamers on the U.S. Army Flag, *page 48*
Figure 4–4: U.S. Army Field Flag, *page 49*
Figure 5–1: Army commands, *page 53*
Figure 5–2: Army Service component commands, *page 53*
Figure 5–3: Designated commands, *page 54*
Figure 5–4: Major subordinate commands of Army commands and numbered troop commands, *page 55*
Figure 5–5: Numbered tables of organization and equipment commands, *page 56*
Figure 5–6: Numbered regional support commands, *page 56*
Figure 5–7: Armies, *page 57*
Figure 5–8: Corps, *page 57*
Figure 5–9: Corps artillery, *page 58*
Figure 5–10: Divisions, *page 58*
Figure 5–11: Division artillery, *page 59*
Figure 5–12: Brigades of divisions, *page 59*
Figure 5–13: Aviation brigade of division, *page 60*
Figure 5–14: Maneuver area command, *page 60*
Figure 5–15: Maneuver area training command, *page 61*
Figure 5–16: Separate table of organization and equipment brigades, *page 62*
Figure 5–17: Military police prisoner of war camp, *page 62*
Figure 5–18: Groups, *page 63*
Figure 5–19: Department of the Army field operating agencies, *page 64*
Figure 5–20: Headquarters and headquarters battalions, *page 64*
Figure 5–21: Soldier Recovery Units, *page 65*
Figure 5–22: Hospital centers, *page 65*
Figure 5–23: U.S. Army Medical Department Activity, *page 66*
Figure 5–24: Dental Activity, *page 66*
Figure 5–25: Dental laboratories, *page 67*
Figure 5–26: Hospitals, convalescent centers, and medical centers, *page 67*
Figure 5–27: Numbered medical laboratories and numbered medical materiel centers, *page 68*
Figure 5–28: Table of distribution and allowances organizations, *page 69*
Figure 5–29: U.S. Army centers, *page 70*
Figure 5–30: Depots, *page 71*
Figure 5–31: U.S. Military Academy, *page 71*
Figure 5–32: College and Service schools, *page 73*
Figure 5–33: School brigades, *page 73*
Figure 5–34: Officer Candidate School brigades, *page 74*
Figure 5–35: Battalions of school brigades, *page 74*
Figure 5–36: Battalions of Officer Candidate School brigades, *page 75*
Figure 5–37: Numbered troop commands, *page 75*
Figure 5–38: U.S. Army Reserve Forces School, *page 76*
Figure 5–39: U.S. Army training centers, *page 77*
Figure 5–40: Brigades of training centers, *page 77*
Figure 5–41: Battalions of training centers, *page 78*
Figure 5–42: Troop commands and medical brigades of medical centers, *page 78*
Figure 5–43: U.S. Army garrison, *page 79*
Figure 5–44: Numbered U.S. Army Reserve Army garrison support units, *page 79*
Figure 5–45: Headquarters Command, U.S. Army garrison, *page 80*
Figure 5–46: U.S. Army Cadet Command, *page 80*
Figure 5–47: Reserve Officers' Training Corps Regions, *page 81*
Figure 5–48: Senior Reserve Officers' Training Corps institutions, *page 81*
Figure 5–49: Junior Reserve Officers' Training Corps, *page 82*
Figure 5–50: National Defense Cadet Corps, *page 82*

Contents—Continued

- Figure 5–51: Brigades of U.S. Army Recruiting Command, *page 83*
Figure 5–52: Battalions and Army medical detachments of recruiting brigades, *page 83*
Figure 5–53: Army National Guard recruiting battalions, *page 84*
Figure 5–54: U.S. Corps of Cadets, *page 85*
Figure 5–55: Regiments and separate table of organization and equipment battalions, *page 87*
Figure 5–56: Battalions of regiments, *page 88*
Figure 5–57: Battalions of Special Forces groups, *page 88*
Figure 5–58: Special Forces Groups, *page 89*
Figure 6–1: Reverse of guidon, *page 90*
Figure 6–2: Headquarters Company, U.S. Army, *page 91*
Figure 6–3: Army commands and commands, *page 91*
Figure 6–4: Major subordinate command of Army commands and troop commands, *page 91*
Figure 6–5: Numbered table of organization and equipment commands, *page 92*
Figure 6–6: Numbered regional support commands, *page 92*
Figure 6–7: Armies, *page 92*
Figure 6–8: Corps, *page 93*
Figure 6–9: Corps artillery, *page 93*
Figure 6–10: Divisions, *page 93*
Figure 6–11: Division artillery, *page 94*
Figure 6–12: Brigades of division, *page 94*
Figure 6–13: Separate table of organization and equipment brigade, *page 94*
Figure 6–14: Named brigade of division, *page 95*
Figure 6–15: Maneuver area command, *page 95*
Figure 6–16: Maneuver area training command, *page 95*
Figure 6–17: Military police prisoner of war camp, *page 96*
Figure 6–18: Depots, *page 96*
Figure 6–19: Groups, *page 96*
Figure 6–20: Field operating agencies, *page 97*
Figure 6–21: Named companies of headquarters and headquarters battalion, *page 97*
Figure 6–22: Companies of regiments and separate battalion, *page 99*
Figure 6–23: Separate troop of cavalry regiment, *page 99*
Figure 6–24: Lettered troop of a cavalry regiment, *page 99*
Figure 6–25: Companies of battalions without branch insignia, *page 100*
Figure 6–26: Troops of squadrons/battalions of cavalry regiments, *page 100*
Figure 6–27: Lettered troop of named squadron of cavalry regiment, *page 101*
Figure 6–28: Companies of battalions of regiments, *page 101*
Figure 6–29: Named table of organization and equipment troop of cavalry regiments, *page 101*
Figure 6–30: Named table of organization and equipment companies of battalion of regiments, *page 102*
Figure 6–31: Named table of organization and equipment companies of regiments and battalion, *page 102*
Figure 6–32: Separate table of organization and equipment units, *page 102*
Figure 6–33: Separate table of organization and equipment support company, *page 103*
Figure 6–34: Tables of distribution and allowances units, *page 103*
Figure 6–35: Tables of distribution and allowances units without branch insignia, *page 104*
Figure 6–36: Headquarters company and headquarters command, U.S. Army garrison, *page 104*
Figure 6–37: Numbered U.S. Army Reserve garrison support unit, *page 105*
Figure 6–38: Troop command brigade of medical center, *page 105*
Figure 6–39: Hospital centers, *page 106*
Figure 6–40: Numbered medical laboratories, numbered medical materiel centers, *page 106*
Figure 6–41: Companies of hospitals and medical centers, *page 107*
Figure 6–42: School brigades, *page 107*
Figure 6–43: Officer Candidate School brigades, *page 108*
Figure 6–44: Battalion of school brigades, *page 108*
Figure 6–45: Battalion of Officer Candidate School brigades, *page 108*
Figure 6–46: Companies of school brigade, *page 109*
Figure 6–47: Companies of Officer Candidate School brigade battalions, *page 109*

Contents—Continued

- Figure 6–48: U.S. Corps of Cadets, *page 110*
Figure 6–49: U.S. Corps of Cadets (field), *page 110*
Figure 6–50: U.S. Military Academy Preparatory School, *page 111*
Figure 6–51: Noncommissioned Officer Academies, *page 111*
Figure 6–52: U.S. Army training centers, *page 112*
Figure 6–53: State Army National Guard Officer Candidate School, *page 112*
Figure 6–54: Training brigade of training center, *page 113*
Figure 6–55: Training battalion of a brigade of a training center, *page 113*
Figure 6–56: Companies of training center battalion, *page 113*
Figure 6–57: Senior Reserve Officers' Training Corps branch-oriented, *page 114*
Figure 6–58: Senior Reserve Officers' Training Corps nonbranch-oriented, *page 114*
Figure 6–59: Junior Reserve Officers' Training Corps, *page 115*
Figure 6–60: Junior Reserve Officers' Training Corps companies of regiments, *page 115*
Figure 6–61: National Defense Cadet Corps, *page 115*
Figure 6–62: National Defense Cadet Corps Companies of Regiments, *page 116*
Figure 7–1: Army Recruiting Advertising flag, *page 117*
Figure 7–2: U.S. Army Band flag, *page 117*
Figure 7–3: Army Community Service flag, *page 118*
Figure 7–4: Military Chapel flag (Christian), *page 118*
Figure 7–5: Military Chapel flag (Jewish), *page 119*
Figure 7–6: Military Chapel flag (Muslim), *page 119*
Figure 7–7: Military Chapel flag (Buddhist), *page 120*
Figure 7–8: Military Chapel flag (Hindu), *page 120*
Figure 7–9: U.S. Army Corps of Engineers division, *page 121*
Figure 7–10: Convention of Geneva, *page 121*
Figure 7–11: Veterinary unit, *page 122*
Figure 7–12: Vessel flag (Signal), *page 122*
Figure 7–13: Vessel flag (Transportation), *page 123*
Figure 7–14: Convoy flag (commander's), *page 125*
Figure 7–15: Convoy flag (lead vehicle), *page 126*
Figure 7–16: Convoy flag (rear vehicle), *page 126*
Figure 7–17: Airfield vehicle flag, *page 127*
Figure 7–18: Marking pennant flag, *page 127*
Figure 8–1: Finial (eagle), *page 128*
Figure 8–2: Finial (spearhead), *page 129*
Figure 8–3: Finial (acorn), *page 129*
Figure 8–4: Finial (ball), *page 130*
Figure 9–1: Display of streamers, *page 132*
Figure 9–2: Arrowhead, *page 133*
Figure 9–3: Earned honor device, *page 133*
Figure 9–4: Presidential Unit Commendation (Army) (Air Force), *page 134*
Figure 9–5: Presidential Unit Commendation (Navy), *page 134*
Figure 9–6: Valorous Unit Award, *page 134*
Figure 9–7: Air Force Gallant Unit Commendation, *page 134*
Figure 9–8: Navy Unit Commendation, *page 135*
Figure 9–9: Army Meritorious Unit Commendation, *page 135*
Figure 9–10: Air Force Meritorious Unit Award, *page 135*
Figure 9–11: Navy Meritorious Unit Commendation, *page 135*
Figure 9–12: Coast Guard Unit Commendation, *page 135*
Figure 9–13: Army Superior Unit, *page 136*
Figure 9–14: Air Force Outstanding Unit, *page 136*
Figure 9–15: French Croix de Guerre, World War I, *page 136*
Figure 9–16: French Croix de Guerre, World War II, *page 136*
Figure 9–17: French Medaille Militaire, *page 136*
Figure 9–18: Belgian Croix de Guerre, *page 137*
Figure 9–19: Luxembourg Croix de Guerre, *page 137*

Contents—Continued

Figure 9–20: Philippine Presidential Unit Citation, *page 137*
Figure 9–21: Croce al Merito di Guerra (Italy), *page 137*
Figure 9–22: Military Order of William (Netherlands), *page 137*
Figure 9–23: Ordem da Torre and Espada (Portugal) (Order of the Tower and Sword), *page 138*
Figure 9–24: Republic of Korea Presidential Unit Citation, *page 138*
Figure 9–25: Chrysosoun Aristion Andrias (Bravery Gold Medal of Greece), *page 138*
Figure 9–26: Republic of Vietnam Gallantry Cross, *page 138*
Figure 9–27: Republic of Vietnam Civil Actions, *page 138*
Figure 9–28: Combat Infantry (First Award), *page 139*
Figure 9–29: Combat Infantry (additional awards), *page 139*
Figure 9–30: Expert Infantry, *page 139*
Figure 9–31: Combat medical, *page 139*
Figure 9–32: Expert medical, *page 139*
Figure 9–33: Combat action, *page 140*
Figure 9–34: Revolutionary War, *page 140*
Figure 9–35: War of 1812, *page 140*
Figure 9–36: Mexican War, *page 140*
Figure 9–37: Civil War (Federal Service) (Union), *page 140*
Figure 9–38: Indian Wars, *page 140*
Figure 9–39: War with Spain, *page 141*
Figure 9–40: China Relief Expedition, *page 141*
Figure 9–41: Philippine Insurrection, *page 141*
Figure 9–42: Mexican Expedition, *page 141*
Figure 9–43: World War I, *page 141*
Figure 9–44: World War II American Theater, *page 141*
Figure 9–45: World War II Asiatic Pacific Theater, *page 142*
Figure 9–46: World War II European-African-Middle Eastern Theater, *page 142*
Figure 9–47: Korean War, *page 142*
Figure 9–48: Vietnam Campaign, *page 142*
Figure 9–49: Armed Forces Expeditions, *page 142*
Figure 9–50: Southwest Asia Service, *page 143*
Figure 9–51: Kosovo Campaign, *page 143*
Figure 9–52: Global War on Terrorism Expeditionary Campaign, *page 143*
Figure 9–53: Afghanistan Campaign, *page 143*
Figure 9–54: Iraq Campaign, *page 143*
Figure 9–55: War Service Streamer, *page 144*
Figure 9–56: Safety Excellence Streamer, *page 144*
Figure 9–57: Reserve Officers' Training Corp affiliation, *page 144*

Glossary of Terms

Chapter 1

Introduction

1–1. Purpose

This regulation prescribes the design, acquisition, display, disposition, and use of flags, guidons, streamers, automobile and aircraft plates, and tabards by Department of the Army (DA) organizations and personnel. This regulation is the authority for these items and their basis of issue. It also describes the flags used by the President, Vice President, officials of the Department of Defense (DoD), and the Chairman of the Joint Chiefs of Staff (JCS).

1–2. References, forms, and explanation of abbreviations

See appendix A. The abbreviations, brevity codes, and acronyms (ABCAs) used in this electronic publication are defined when you hover over them. All ABCAs are listed in the ABCA database located at <https://armypubs.army.mil/abca/>.

1–3. Associated publications

This section contains no entries.

1–4. Responsibilities

- a. The Administrative Assistant to the Secretary of the Army will—
 - (1) Develop policies and procedures for the Army Flag Program with the assistance of the Director, The Institute of Heraldry (TIOH).
 - (2) Through the Director, TIOH, plan, supervise execution, and report on the overall operation of the Army Flag Program.
 - (3) Through the Director, U.S. Army Center of Military History, be responsible for the care and storage of flags of inactive table of organization and equipment (TOE) units and determine official unit designations for use on heraldic items.
- b. The Deputy Chief of Staff, G–1 has staff responsibility for heraldic activities in the Army.
- c. All Army command (ACOM) commanders will—
 - (1) Ensure only flags authorized by this regulation or designs approved by TIOH are displayed within the Army.
 - (2) Obtain flags only from an authorized supply source.

1–5. Records management (recordkeeping) requirements

The records management requirement for all record numbers, associated forms, and reports required by this publication are addressed in the Records Retention Schedule-Army (RRS–A). Detailed information for all related record numbers, forms, and reports are located in the Army Records Information Management System (ARIMS)/RRS–A at <https://www.arims.army.mil>. If any record numbers, forms, and reports are not current, addressed, and/or published correctly in ARIMS/RRS–A, see DA Pam 25–403 for guidance.

1–6. Design

- a. Flags are alike on both sides. Design elements appear on both sides on flags and guidons and show on the opposite side as if printed through the material except as stated in paragraphs 1–6*b* and 1–6*c*.
- b. Letters and numerals will read from left to right on both sides of the flags and guidons.
- c. When a shoulder sleeve insignia (SSI) design is used on a flag, the SSI design must appear proper on both sides of the flag.

1–7. Materials

Flags designed primarily for indoor and parade display will normally be made of banner rayon or heavy-weight nylon with rayon fringe. Those designed primarily for outdoor display will be made of nylon-wool or heavyweight nylon without fringe.

1–8. Restrictions

The following limitations and prohibitions are applicable to flags, guidons, streamers, and components:

a. Unauthorized items. Flags, guidons, streamers, and components that are not described in this regulation or approved by TIOH are prohibited.

b. Alterations of designs. The designs prescribed by this regulation will not be altered except by authority of TIOH.

c. Acceptance of donated items. Only the Secretary of the Army is authorized to accept or refuse a donation of heraldic items for use by organizations under Secretary of the Army jurisdiction. Offers will be processed according to AR 1–100.

d. Issue of partially completed flags. When authorized by TIOH, partially completed organizational colors may be issued by the U.S. Army Tank-Automotive and Armaments Command, Clothing and Heraldry Office, Product Support Integration Directorate, 700 Robbins Avenue, P.O. Box 57997, Philadelphia, PA 19111–7997, pending approval of the coat of arms for that organization.

e. Unauthorized use of official flags, guidons, and streamers. There is no law that permits the sale, loan, or donation of flags, guidons, or streamers to individuals or organizations not in the military service except as indicated in paragraphs 1–8e(1) and 1–8e(2). Display or use of flags, guidons, and streamers or replicas thereof, including those presently or formerly carried by U.S. Army units, by other than the office, individual, or organizations for which authorized, is prohibited except as indicated in paragraph 1–8e(3).

(1) Educational institutions may purchase the U.S. Army flag with streamers or the Army Field flag for the use of their military students when an Army officer is detailed as professor of military science. The institution must be of college level with an authorized Senior Reserve Officers' Training Corps (SROTC) unit assigned. These flags may be purchased from the U.S. Army Tank-Automotive and Armaments Command, Clothing and Heraldry Office, Product Support Integration Directorate, 700 Robbins Avenue, P.O. Box 57997, Philadelphia, PA 19111–7997. Sales must be paid for by certified check or money order and purchased by the institution. Appropriated funds are not authorized for purchase of the U.S. Army flag or the Army Field flag for educational institutions in the Reserve Officers' Training Corps (ROTC) program.

(2) For retired general officers, see chapter 3, section IV.

(3) At meetings and on ceremonial occasions, recognized U.S. Army organizational associations may display a replica of the organization's distinguishing flag and the organization's subordinate command flags (all without streamers). These flags must be manufactured from drawings and specifications furnished by TIOH and procured commercially. Requests for drawings must be submitted by the organizational association president or executive secretary to the Director, The Institute of Heraldry, U.S. Army, 9325 Gunston Road, Building 1466, Room S112, Fort Belvoir, Virginia 22060–5579.

(4) Commanders of whole branch regiments may authorize organizations to commercially procure a replica of the branch regimental flag. These flags must be manufactured from drawings and specifications prepared by TIOH and furnished to the branch proponent.

f. Carrying of nonmilitary organizational flags. U.S. military personnel in uniform or in civilian clothing acting in an official capacity will not carry flags of veterans' groups or other nonmilitary organizations; however, commanders may authorize military personnel to carry State and territorial or national flags during military ceremonies.

g. The private use or display. The private unofficial use or display of positional colors, distinguishing flags, organizational colors, or guidons is prohibited. Individual flags for retired general officers may be displayed as specified in chapter 3, section IV.

h. Unserviceable flags. Unserviceable flags will not be used for banners or any other purpose. When a flag is no longer suitable for display, it will not be cast aside or used in any way that may be viewed as disrespectful. If not preserved as specified in chapters 2, 5, 6, and 10, it will be destroyed privately, preferably by burning, shredding, or by some other method that does not show irreverence or disrespect to the flag.

Chapter 2

Flag of the United States

2–1. Authorization

a. The flag of the United States is the symbol of our nation. The union, white stars on a field of blue, is the honor point of the flag. The union of the flag and the flag itself when in company with other flags is

always given the honor position; for example, the marching right, the flag's own right or an observer's left facing the flag.

b. The flag of the United States must always be of current design as prescribed by Title 4, United States Code, Chapter 1 (4 USC Chapter 1). The U.S. flag will always be displayed or carried in ceremonies when any other flags are displayed or carried.

2-2. Time and occasion for display

a. The flag of the United States will be displayed outdoors at all Army installations.

b. Only one flag of the United States will be flown at one time at any continental United States (CONUS) Army installation, except as authorized by the senior commander. Installations, which have other Federal agencies as tenants, may permit those Federal agencies to display the U.S. flag on or in front of their facility.

c. The flag of the United States is the only flag that may be flown from a flagpole over a CONUS Army installation unless an exception is granted as specified below. However, the Minuteman flag, the Prisoner of War (POW)/Missing in Action (MIA) flag, the Retiree flag, the Service flag (Gold Star flag), or the Commander-in-Chief's Installation Excellence Award flag, when authorized, may be flown beneath the flag of the United States without referral for exception. The POW/MIA flag will be flown beneath the flag of the United States on Armed Forces Day, the third Saturday in May; Memorial Day, the last Monday in May; Flag Day, June 14; Independence Day, July 4; National POW/MIA Day; Veterans Day, November 11 and on occasions when the installation is hosting POW/MIA activities. The Retiree flag may be flown on Veterans Day or occasions when the installation is sponsoring activities for retirees, such as open house or retiree day. No more than one flag will be displayed below the flag of the United States and, if displayed, will be approximately 6 inches below the flag of the United States. Commanders of ACOMs, Army service component commands (ASCCs), and direct reporting units (DRUs) have the authority to authorize the flying of other flags (such as the POW/MIA flag) in addition to that of the flag of the United States. Overseas commanders have this same authority subject to applicable international agreement.

d. The flag of the United States should be displayed with foreign national flags at overseas installations according to applicable international agreements.

e. The flag of the United States will be displayed daily from reveille to retreat.

f. ACOM, ASCC, and DRU commanders may authorize permanent or semi-permanent (more than 1 week at a time) 24-hour display of the flag, provided the flag is properly illuminated with its own source of light during hours of darkness.

g. Local or senior commanders may authorize nighttime display of the flag of the United States during special events or on special occasions, provided the flag is properly illuminated.

2-3. Sizes and occasions for display

a. National flags listed below are for outdoor display.

(1) Garrison flag—20-foot hoist by 38-foot fly, of approved material. The post flag may be flown in lieu of the garrison flag. The garrison flag may be flown on the following holidays and special occasions:

(a) New Year's Day, 1 January.

(b) Inauguration Day, 20 January every fourth year.

(c) Martin Luther King, Jr's Birthday, third Monday in January.

(d) President's Day, third Monday in February.

(e) Easter Sunday (variable).

(f) Loyalty Day and Law Day, USA, 1 May.

(g) Mother's Day, second Sunday in May.

(h) Armed Forces Day, third Saturday in May.

(i) National Maritime Day, 22 May.

(j) Memorial Day, last Monday in May.

(k) Flag Day, 14 June.

(l) Juneteenth, 19 June.

(m) Father's Day, third Sunday in June.

(n) Independence Day, 4 July.

(o) National Korean War Veterans Armistice Day, 27 July.

(p) National Aviation Day, 19 August.

(q) Labor Day, first Monday in September.

- (r) Constitution Day and Citizenship Day, 17 September.
- (s) Gold Star Mother's Day, last Sunday in September.
- (t) Columbus Day, second Monday in October.
- (u) Veterans Day, 11 November.
- (v) Thanksgiving Day, fourth Thursday in November.
- (w) Christmas Day, 25 December.
- (x) Important occasions as designated by Presidential Proclamation or Headquarters, Department of the Army (HQDA).
- (y) Celebration of a regional nature when directed by the senior commander.
- (2) Post flag—8-foot 11 3/8-inch hoist by 17-foot fly, of approved material. The post flag is flown daily except when the garrison and storm flags are flown. When a garrison flag is not available, the post flag will be flown on holidays and important occasions.
- (3) Field flag—6-foot 8-inch hoist by 12-foot fly, of approved material. The field flag may be displayed from a flagpole only when distinguished visitors are present and only with the positional field flag.
- (4) Storm flag—5-foot hoist by 9-foot 6-inch fly, of approved material. The storm flag is flown in inclement weather.
- (5) Internment flag—5-foot hoist by 9-foot 6-inch fly, of approved material. The internment flag is authorized for deceased military personnel and for deceased veterans. Upon application to the nearest postmaster, the Veterans Administration will provide flags for deceased veterans.
- (6) Boat flag—3-foot hoist by 4-foot fly, of approved material. The U.S. boat flag is displayed only with positional boat flag colors and general officers flags.
- (7) Ensign—2-foot 4 7/16-inch hoist by 4-foot 6-inch fly, of approved material. The ensign will be displayed on vessels when required to indicate nationality.
- (8) Union jack—The union jack consists of a blue base with white stars similar in all respects to the union of the flag of the United States. The union jack is flown on ships at anchor or tied up at pier. When flown with the flag of the United States, the union jack will be the same size as the union of the national color being flown.
- (9) Grave decoration flag—7-inch hoist by 11-inch fly, of cotton muslin.
- (10) Automobile flags—
 - (a) 12-inch hoist by 18-inch fly, of approved material, trimmed on three sides with fringe 1 1/2 inches wide. This flag is to be displayed with the individual automobile flag of the President and Vice President of the United States.
 - (b) 18-inch hoist by 26-inch fly, of approved material trimmed on three sides with fringes 1 1/2 inches wide. This flag is to be displayed on automobiles of individuals listed in table 3–1.
- b. National flags listed below are for indoor display and for use in ceremonies and parades. For these purposes, the flag of the United States will be of rayon banner cloth or heavyweight nylon, trimmed on three sides with golden yellow fringe, 2 1/2 inches wide. It will be the same size or larger than other flags displayed or carried at the same time.
 - (1) *4-foot 4-inch hoist by 5-foot 6-inch fly.* This size flag will be displayed with the U.S. Army flag, organizational flag of ACOMs, positional colors (see table 3–1), the Corps of Cadets' color, the 1st Battalion, 3d Infantry color, the 4-foot 4-inch by 5-foot 6-inch chapel flag and the individual flag of a general of the Army.
 - (2) *3-foot hoist by 4-foot fly.* This size flag will be displayed with the Army Field flag, distinguishing flags, organizational colors, and institutional flags of the same size. It will also be displayed within the offices listed in paragraph 2–3c below when no other positional or organizational flags are authorized.
- c. The flag of the United States is authorized for indoor display for each—
 - (1) Office, headquarters, and organization authorized a positional color, distinguishing flag, or organizational color.
 - (2) Organization of battalion size or larger, temporary or permanent, not otherwise authorized a flag of the United States.
 - (3) Military offices not otherwise authorized an indoor flag of the United States, for the purpose of administering oaths of office.
 - (4) Military courtroom.
 - (5) U.S. Army element of joint commands, military groups, and missions. One flag is authorized for any one headquarters operating in a dual capacity.
 - (6) Subordinate element of the U.S. Army Recruiting Command.

- (7) ROTC units.
- (8) Senior Executive Service (SES) employee for permanent retention.

2-4. Position and manner of display

a. Ceremonies and parades.

- (1) The flag of the United States will be carried on all ceremonial occasions when two or more companies or an appropriate honor guard participates. It is always displayed in the position of honor.
- (2) When the flag of the United States is carried in a procession with other flags, the place of the flag of the United States is on the marching right; or, if there is a line of other flags, in front of the center of that line (see fig 2-1).
- (3) The flag should never be carried flat or horizontally but always aloft and free.
- (4) When the flag of the United States is displayed from a vehicle, the staff of the flag will be clamped firmly to the right front fender.




Figure 2-1. U.S. flag carried with other flags

b. With foreign national flags. When the flag of the United States is displayed with foreign national flags, all flags will be comparable in size. The flagstaves or flagpoles on which they are flown will be of equal height. The tops of all flags should be of equal distance from the ground.

c. From staffs.

- (1) When a number of flags are grouped and displayed from staffs radiating from a central point and no foreign flags are involved, the flag of the United States will be in the center and at the highest point of the group (see fig 2-2 for sequence).



Figure 2-2. U.S. flag displayed in groups with staffs radiating

(2) When a number of flags are displayed from staffs set in a line, the flag of the United States will be at the right; that is, to the left of an observer facing the display (see fig 2-1). However, if no foreign national flags are involved, the flag of the United States may be placed at the center of the line, provided it is displayed at a higher level (see fig 2-3).




Figure 2-3. U.S. flag displayed in center of line

d. With State flags. When the flag of the United States is displayed with State flags, all of the State flags will be of comparable size. They will be displayed from separate flagstaffs of equal height set on the same level.

e. Against a wall.

(1) The flag of the United States, when it is displayed with another flag against a wall from crossed staffs, should be on the right, the flag's own right, and its staff should be in front of the staff of the other flag (see fig 2-4).



Figure 2-4. U.S. flag displayed crossed with another flag

(2) When the flag of the United States is displayed either horizontally or vertically against a wall, the union will be uppermost and to the flag's own right, that is to the observer's left facing the display (see fig 2-5).




Figure 2-5. U.S. flag displayed against the wall

(3) When displayed on the wall of a stage, it will be placed above and behind the speaker's stand (see fig 2-6).

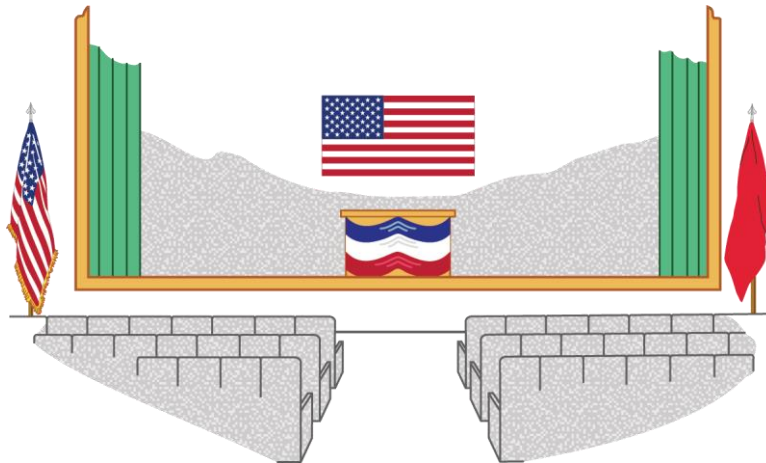


Figure 2-6. U.S. flag displayed on the wall of a rostrum and on a staff in an auditorium

f. In an auditorium, meeting hall, or chapel. When the U.S. flag is displayed from a staff in an auditorium meeting hall, or chapel, whether on the same floor level or on a platform, it should be in the position of honor at the speaker's or chaplain's right facing the audience or congregation in accordance with 4 USC 7. Other flags should be placed on the left of the speaker or chaplain; that is, to the right of the audience (see figs 2-6 and 2-7).



Figure 2-7. U.S. flag displayed with chancel

g. Half-staff.

- (1) For occasions and durations of half-staff display of the flag of the United States, see AR 600-25.
- (2) When the flag of the United States is displayed at half-staff, it is first hoisted to the top of the staff for an instant, and then lowered to the half-staff position. The flag should again be raised to the top of the staff before it is lowered for the day.
- (3) The flag is in a half-staff position when it is in any position below the top of the pole. Generally, the position of the flag is at half-staff when the middle point of the hoist of the flag is halfway between the top of the staff and the foot. In the case of a flagpole with crosstree or guy cable, the flag should be halfway between the top of the pole and the top of the crosstree or point of attachment of the guy cables (see fig 2-8).

(4) In accordance with the provisions of 4 USC 7, when the President directs that the flag be flown at half-staff at military facilities, naval vessels, and stations abroad, it will be so flown whether or not the flag of another nation is full staff alongside the U.S. flag.




Figure 2–8. U.S. flag displayed at half-staff

h. Placed in mourning. Flags carried by troops will not be placed in mourning unless ordered by the President or the Secretary of the Army. When so ordered, a streamer of black crepe 7 feet long and 1 foot wide will be attached to the staff at the center of the streamer immediately below the spearhead of the U.S. flag and the organizational flag (see fig 2–9).



Figure 2–9. U.S. flag with crepe streamer

i. Lowering and folding.

(1) While the flag of the United States is being lowered from the staff and folded, no portion of it should be allowed to touch the ground. The flag should be folded in the triangular shape of a cocked hat (see fig 2–10).

(2) For the ceremonies of hoisting and lowering, see TC 3–21.5.




Figure 2–10. Folding of the U.S. flag

j. At military funerals.

- (1) The internment flag covers the casket at the military funeral of any of the following:
 - (a) Members of the active military force.
 - (b) Members of the Army National Guard (ARNG).
 - (c) Members of the U.S. Army Reserve (USAR).
 - (d) Honorably discharged veterans.
 - (e) Retired military personnel.
- (2) On a closed casket, the flag will be placed lengthwise, with the union at the head and over the left shoulder of the deceased. When a full-couch casket is opened, the flag will be removed, folded to the triangular shape of a cocked hat and placed in the lid at the head end of the casket and just above the decedent's left shoulder. When a half-couch casket is opened, the flag will be folded on the lower half of the casket in the same relative position as when displayed full length on a closed casket. The flag will not be lowered into the grave, and it will not be allowed to touch the ground. The internment flag may be given to the next of kin at the conclusion of the internment (see figs 2–11 and 2–12).



Figure 2–11. U.S. flag placed on an open casket



Figure 2–12. U.S. flag placed on a closed casket

2–5. Order of precedence of flags

The following is the order of precedence of flags:

- a. The flag of the United States.
- b. Foreign national flags. Normally, these are displayed in alphabetical order using the English alphabet.
- c. Flag of the President of the United States of America.
- d. Flag of the Vice President of the United States of America.
- e. State and territorial flags. Normally, State flags are displayed in order of admittance of the State to the Union. However, they may also be displayed in alphabetical order using the English alphabet. Territorial flags are displayed after the State flags either in the order they were recognized by the United States or alphabetically.
- f. Military organizational flags of the Armed Forces of the United States in order of precedence.
 - (1) United States Army.
 - (2) United States Marine Corps.
 - (3) United States Navy.
 - (4) United States Air Force.
 - (5) United States Space Force.
 - (6) United States Coast Guard.
- g. Military organizational and distinguishing flags within an armed force by echelon. The flag for the regimental corps will have precedence immediately before the regimental proponent's command flag. The regimental corps flag will never have precedence above an ACOM flag.
- h. Individual and positional flags in order of rank per table 3–1. For the purpose of order of precedence, the term "individual flags" includes the DA SES flag.

2–6. Prohibitions

The following rules will be observed:

- a. No lettering or object of any kind will be placed on the flag of the United States.
- b. No other flag or pennant will be placed above the flag of the United States or, if on the same level, to the right of the flag.
- c. The flag of the United States, when flown at a military post or when carried by troops, will not be dipped by way of salute or compliment (see AR 600–25).
- d. The flag of the United States will always be displayed flat or hanging free. It will not be festooned over doorways or arches, tied in a bow knot, or fashioned into a rosette.
- e. The flag will not be used to cover a speaker's stand or to drape the front of a platform. Bunting of the national colors, arranged with the blue above, white in the middle, and red below, should be used for this purpose and for general decoration.

2–7. Use and display by civilians

Use and display of the U.S. flag by civilians, civilian groups, and organizations are governed by 4 USC 7. Civilians who inquire about the display of the U.S. flag should be referred to this statute. They should also be advised to consult the Attorney General of the State in which they reside or operate for information concerning State laws that apply to the U.S. flag.

2–8. Cords and tassels

A cord 8-foot 6-inch in length with a tassel at each end is attached at the center of the cord below the finial on the staff of the U.S. flag only when it is displayed with a flag also equipped with a cord and tassel. Only 4-foot, 4-inch by 5-foot, 6-inch positional colors (see chap 3, sec I) and the color of the U.S. Corps of Cadets (USCC) (see chap 5, sec II) are authorized a cord and tassel. The colors of the cord and tassel for the U.S. flag are red, white, and blue when displayed by the Army.

2–9. Identification bands

Organizations may requisition a silver color identification band inscribed with the official designation of the organization for placement on the flagstaff of national flags issued to Army organizations from the U.S. Army Tank-Automotive and Armaments Command, Clothing and Heraldry, Product Support Integration Directorate, 700 Robbins Avenue, P.O. Box 57997, Philadelphia, PA 19111–7997. Official designations of Army organizations are determined by the U.S. Army Center of Military History in accordance with AR 220–5.

2–10. Replacement and requisitions

See paragraph 10–4 for replacement or requisition of the flag of the United States.

2–11. Damaged U.S. national flags

Commanders are responsible for ensuring that U.S. national flags on display are presentable at all times. Periodic inspections of flags should be made. Minor repairs such as rehemming, correcting loose stitching, and mending tears or rips will be made locally, provided the approved design is retained in its specified proportions.

2–12. Disposition

a. Table of organization and equipment organizations. When a unit is inactivated and is immediately activated with a new designation, the U.S. flag will be retained for use by the new organization. The U.S. flag of inactivated TOE units will be forwarded with other authorized flags to the U.S. Army Center of Military History, Museum Support Center-Anniston, (AAMH–MDH), Anniston Army Depot, 7 Frankford Avenue, Building 201, Anniston, AL 36201–4199 after disposition instructions are received from the U.S. Army Center of Military History, Museum Support Center (AAMH–MDC), 9955 Tracy Loop, Building. 765, Fort Belvoir, VA 22060–5579. The flag should be tagged with the organization's official designation to ensure positive identification. It should be shipped in padded bags, boxed or rolled, and placed in a container. Documents forwarded with the items or tags attached should be marked "Unit Inactivated."

b. Table of distribution and allowances units. When a table of distribution and allowances (TDA) unit is discontinued, the U.S. flag may be kept by the installation for display purposes or as a standby flag.

c. Unserviceable U.S. flags.

(1) *Indoor display.* Unserviceable indoor flags should be certified unserviceable by the commander, head of an office, or designated official. Authorized replacement can be obtained at <https://piee.eb.mil/>. If the unserviceable flag has historic value, a tag containing the historical information should be attached to the flag, and it should be kept as a memento of service by the unit or office to which it belongs. If there is no historic value, it should be destroyed privately, preferably by burning, shredding, or some other method that does not show irreverence or disrespect to the flag.

(2) *Outdoor display.* Unserviceable outdoor display flags should be destroyed privately, preferably by burning, shredding, or by some other method that does not show irreverence or disrespect to the flag.

Chapter 3

Positional Colors, Individual Flags, and Plates

Section I

Positional Colors

3–1. Authorization

Positional colors are authorized to indicate the official status or rank of certain civilian and military officials of the Federal Government. HQDA colors are accountable property and not the personal property of the

individuals holding the office. Their retention by individuals is prohibited. Policy for the Presidential and Vice Presidential colors is established by the White House military office. DoD is responsible for policy on the display and retention of all DoD positional colors (see table 3–1 for positional flag authorizations). Positional colors are not authorized display of streamers.

3–2. Sizes

a. Indoor display. Positional colors are authorized in two sizes for indoor display and ceremonies (as annotated in table 3–1).

(1) 4-foot 4-inch hoist by 5-foot 6-inch fly.

(2) 3-foot hoist by 4-foot fly.

b. Outdoor display. Automobile, boat, and field flags and aircraft and automobile plates are authorized for positions indicated in table 3–1. Sizes are as prescribed in section V of this chapter.

Table 3–1
Flags and plates authorized for positions or individuals (listed in order of precedence)

Office of—	National flag	Positional 4'4"x 5'6"	Individual flag	Positional 3' x 4'	Field flag	Boat flag	Auto flag	Auto plate	Air-craft plate	U.S. Army flag
President of the United States	x	x			x	x	x	x	x	x
Vice President of the United States	x	x			x	x	x	x	x	x
Secretary of Defense	x	x			x	x	x	x	x	x
Deputy Secretary of Defense	x	x			x	x	x	x	x	x
Secretary of the Army	x	x			x	x	x	x	x	x
Chairman of the JCS	x	x		x	x	x	x	x	x	x
Under Secretaries of Defense	x	x			x	x	x	x	x	
Vice Chairman of the JCS	x	x		x	x	x	x	x	x	x
Chief of Staff of the Army	x	x			x	x	x	x	x	x
Chief, National Guard Bureau	x	x		x						x
Under Secretary of the Army	x	x			x	x	x	x	x	x
Assistant Secretaries of Defense	x	x			x	x	x	x	x	
DoD Inspector General	x	x			x	x	x	x	x	
Vice Chief of Staff of the Army	x	x			x	x	x	x	x	x
Generals (4–Star)	x		x			x	x	x		
DoD General Counsel	x	x			x	x	x	x	x	

Table 3–1
Flags and plates authorized for positions or individuals (listed in order of precedence)—Continued

Office of—	National flag	Positional 4'4"x 5'6"	Individual flag	Positional 3' x 4'	Field flag	Boat flag	Auto flag	Auto plate	Air-craft plate	U.S. Army flag
Assistant Secretaries and General Counsel of the Army	x	x			x	x	x	x	x	x
Administrative Assistant to the Secretary of the Army	x			x						x
Director of Army Staff	x			x						x
Deputy Under Secretary of the Army	x			x						x
Senior Enlisted Advisors to the JCS	x	x		x		x	x	x		x
Sergeant Major of the Army	x	x		x		x	x	x		x
Lieutenant generals (3–Star)	x		x			x	x	x		
Chief Information Officer/G–6	x			x						x
The Inspector General	x			x						x
The Auditor General	x			x						x
Director, Small Business Programs	x									x
Chief, Legislative Liaison	x			x						x
Chief of Public Affairs, Office of the Secretary of the Army	x			x						x
HQDA, Deputy Chiefs of Staff	x			x						x
Chief of Engineers	x			x						x
The Surgeon General	x			x						x
The Judge Advocate General	x			x						x
HQDA, Assistant Chiefs of Staff	x			x						x
Chief, Army Reserve	x			x						x
Major generals (2–Star)	x		x			x	x	x		
Civilian Aide to Secretary of the Army	x			x						x

Table 3–1
Flags and plates authorized for positions or individuals (listed in order of precedence)—Continued

Office of—	National flag	Positional 4'4"x 5'6"	Individual flag	Positional 3' x 4'	Field flag	Boat flag	Auto flag	Auto plate	Air-craft plate	U.S. Army flag
SES (all tiers)	x			x						x
The Adjutant General	x			x						x
Chief of Chaplains	x			x						x
The Provost Marshal	x			x						x
Brigadier General	x		x			x	x	x		
General officers of the ARNG whose ranks are not federally recognized	x		x			x	x	x		
Commander in Chiefs, Joint commands, DoD agencies and activities	x									x
ACOMs and ASCCs Chief of Staff, Deputy Chief of Staff, Assistant Chief of Staff, and commandants and principle aides of ACOM and ASCC generals (see note)	x									

Note. These additional allowances are discretionary and require the personal approval of the ACOM and ASCC commanders.

3–3. Material

All positional colors for indoor display are rayon banner cloth or heavyweight nylon, trimmed on three sides with rayon fringe 2 1/2 inches wide.

3–4. Cords and tassels

Cords and tassels are authorized for positional flags specified in paragraph 3–2a(1) in the color combinations specified in following paragraphs. The national color accompanying the positional color will have cords and tassels of red, white, and blue.

3–5. Office of the President of the United States of America

This flag as authorized in Executive Order (EO) 10860, 5 February 1960 is national flag blue on which is centered the Presidential coat of arms in proper colors, circled by white stars, the same number as in the union of the U.S. flag. The fringe is silver and gold bullion. Cords and tassels are red, white, and blue (see fig 3–1).



Figure 3–1. Office of the President of the United States

3–6. Office of the Vice President of the United States of America

This flag as authorized in EO 11884, 7 October 1975 is white with a blue five-pointed star in each corner. The Vice Presidential coat of arms, in proper colors, is centered on the flag. The fringe is blue; cord and tassels are blue and white (see fig 3–2).



Figure 3–2. Office of the Vice President of the United States

3–7. Office of the Secretary of Defense

This flag (approved by the President of the United States, 7 October 1947) is medium blue on which is centered an American bald eagle, with a white five-pointed star in each corner. The eagle's wings are displayed horizontally; its talons grasp three crossed arrows, all in proper colors. A shield with blue chief and 13 red and white vertical stripes is on the eagle's breast. The fringe is white; cord and tassels are medium blue and white (see fig 3–3).



Figure 3–3. Office of the Secretary of Defense

3–8. Office of the Deputy Secretary of Defense

The design of this flag (approved by the President of the United States, 20 April 1949) is the same as that of the Secretary of Defense, except the background is white; the four stars and fringe are medium blue; cord and tassels are medium blue and white (see fig 3–4).



Figure 3–4. Office of the Deputy Secretary of Defense

3–9. Offices of the Under Secretaries of Defense

This flag (approved by the Secretary of Defense, 18 February 1959) is medium blue with a dark blue triangle starting in each corner of the base. The apex is in the vertical center of the flag between four white, five-pointed stars, two to hoist and two to fly. Centered on the flag is the device from the DoD seal, in proper colors, with the wings of the eagle extending into the blue on each side. The fringe is white; cord and tassels are medium blue and white (see fig 3–5).



Figure 3–5. Office of the Under Secretaries of Defense

3–10. Offices of the Assistant Secretaries of Defense

The design of this flag (approved by the President of the United States, 16 August 1949) is the same as that of the Deputy Secretary of Defense, except the four stars and fringe are Old Glory red; cord and tassels are Old Glory red and white (see fig 3–6).



Figure 3–6. Office of the Assistant Secretaries of Defense

3–11. Principal Deputy Under Secretaries of Defense

The design of this flag is the same as that of the Under Secretaries of Defense except the flag is dark blue with a medium blue triangle starting in each corner of the base; cord and tassels are dark blue and white (see fig 3–7).




Figure 3–7. Principal Deputy Under Secretaries of Defense

3–12. Presidentially appointed Senate-approved specified officials

The design of this flag is the same as that of the Assistant Secretaries of Defense, except the four stars and fringe are old glory blue; cord and tassels are old glory blue and white. These officials include DoD Deputy Chief Management Officer; Director, Cost Assessment and Program Evaluation; Director, Operational Test and Evaluation; DoD General Counsel; and the DoD Inspector General (see fig 3–8).



Figure 3–8. Presidentially appointed Senate-approved specified officials

3–13. Office of the Chairman, Joint Chiefs of Staff

The flag (approved by the Secretary of Defense, 6 December 1949) background is divided diagonally from upper hoist to lower fly with medium blue above white. Centered on the flag is an American bald eagle with wings spread horizontally, in proper colors. The talons grasp three crossed arrows. A shield with blue chief and 13 red and white stripes is on the eagle's breast. Diagonally, from upper fly to lower hoist are four five-pointed stars, two white on the medium blue, and two medium blue on the white. The fringe is yellow; cord and tassels are medium blue and white (see fig 3–9).



Figure 3–9. Office of the Chairman, Joint Chiefs of Staff

3–14. Office of the Vice Chairman, Joint Chiefs of Staff

This flag (approved by the Secretary of Defense, 20 January 1987) is white with a diagonal medium blue stripe from upper hoist to lower fly. Centered on the flag is an American bald eagle with wings spread horizontally, in proper colors. The talons grasp three crossed arrows. A shield with blue chief and 13 red and white stripes is on the eagle's breast. Diagonally, from upper fly to lower hoist are four five-pointed stars, medium blue on the white, two above the eagle, and two below. The fringe is yellow; cord and tassels are medium blue and white (see fig 3–10).



Figure 3–10. Office of the Vice Chairman, Joint Chiefs of Staff

3–15. Senior Enlisted Advisor to the Chairman, Joint Chiefs of Staff

This flag (approved by the Chairman, JCS, 30 November 2005) background is divided diagonally from upper hoist to lower fly with medium blue above white. Centered on the flag is the insignia of the Senior Enlisted Advisor in full color—a shield containing an American bald eagle with wings spread horizontally, in proper colors. The talons grasp three crossed arrows. A shield with blue chief and 13 red and white stripes is on the eagle's breast between two white five-pointed stars bordered yellow at the top and two blue five-pointed stars bordered yellow at the bottom. The fringe is yellow; cord and tassels are medium blue and white (see fig 3–11).




Figure 3–11. Senior Enlisted Advisor, Joint Chiefs of Staff

3–16. Office of the Chief, National Guard Bureau

The flag has a 3-foot hoist by 4-foot fly with a background divided diagonally from upper hoist to lower fly, ultramarine blue above and dark blue below. Centered on the flag is the branch insignia for the National Guard Bureau in yellow with four white five-pointed stars horizontally centered, two on each side of the insignia. Above the branch insignia is a white scroll inscribed “1636” in red letters. Below the branch insignia is a white scroll inscribed “National Guard” in red letters. The fringe is yellow (see fig 3–12).



Figure 3–12. Office of the Chief, National Guard Bureau

3–17. Office of the Vice Chief, National Guard Bureau

This flag (approved by the Chief, National Guard Bureau, 28 December 2012) background is divided diagonally from upper hoist to lower fly and from upper fly to lower hoist. The upper and lower sections are ultramarine blue, and the end sections dark blue. Centered on the flag is the branch insignia for the National Guard Bureau in yellow with three white five-pointed stars, two horizontally centered on each side of the insignia and one centered above the insignia. Above the branch insignia and star is a white scroll inscribed “1636” in red letters. Below the branch insignia is a white scroll inscribed “National Guard” in red letters. The fringe is yellow (see fig 3–13).



Figure 3–13. Office of the Vice Chief, National Guard Bureau

Section II

Positional Colors, Civilian Officials, Headquarters, Department of the Army

3–18. Office of the Secretary of the Army

This flag (approved by the Secretary of War, 3 March 1897) is scarlet on which is centered the U.S. coat of arms in proper colors, with a white five-pointed star in each corner. The fringe is white; cord and tassels are scarlet and white (see fig 3–14).



Figure 3–14. Office of the Secretary of the Army

3–19. Office of the Under Secretary of the Army

This flag (approved by the Secretary of the Army, 21 September 1949) is the same design as the Secretary of the Army's flag, except the background is white, the stars and fringe are scarlet; cord and tassels are scarlet and white (see fig 3–15).



Figure 3–15. Office of the Under Secretary of the Army

3–20. Offices of the Assistant Secretaries of the Army and General Counsel

This flag (approved by the Secretary of the Army, 21 September 1949) is the same design as the Under Secretary of the Army's flag, except the stars and fringe are old glory blue; cord and tassels are old glory blue and white (see fig 3–16).



Figure 3–16. Office of the Assistant Secretaries of the Army and General Counsel

3–21. Offices of the Principal Staff Assistants to the Secretary of the Army

The flag is white, 3-foot hoist by 4-foot fly, with the Coat of Arms of the United States in proper colors centered thereon. The fringe is yellow (see fig 3–17). The following offices are authorized this flag:

- a. Office of the Administrative Assistant to the Secretary of the Army.
- b. Office of the Director, Small Business Programs.
- c. Office of the Auditor General.
- d. Office of the Chief Legislative Liaison.
- e. Office of the Deputy Under Secretary of the Army.
- f. Office of the Executive Director Army National Military Cemeteries.



Figure 3–17. Principal Staff Assistants to Secretary of the Army

Section III

Positional Colors, Military Officials, Headquarters, Department of the Army

3–22. Office of the Chief of Staff, U.S. Army

The flag (approved on 6 July 1917) background is divided diagonally from upper fly to lower hoist, in scarlet and white, with scarlet uppermost. The insignia of the General Staff, a five-pointed white star, surmounted by the U.S. coat of arms in proper colors, is centered on the flag. Four five-pointed stars are horizontally centered on the flag, two on each side of the insignia. The two stars on the scarlet area are white and the two stars on the white area are scarlet. The fringe is yellow; cord and tassels are scarlet and white (see fig 3–18).



Figure 3–18. Office of the Chief of Staff, U.S. Army

3–23. Office of the Vice Chief of Staff, U.S. Army

The flag (approved by the Deputy Chief of Staff for Administration, 15 December 1949) background is divided diagonally from upper hoist to lower fly and from upper fly to lower hoist. The upper and lower sections are white, and the end sections scarlet. The insignia of the Army General Staff, a five-pointed white star surmounted by the U.S. coat of arms is centered on the flag in proper colors. Four white five-pointed stars are horizontally centered, two on each side of the insignia. The fringe is yellow; cord and tassels are scarlet and white (see fig 3–19).



Figure 3–19. Office of the Vice Chief of Staff, U.S. Army

3–24. Office of the Director of Army Staff

The flag has a yellow base, 3-foot hoist by 4-foot fly, with the insignia for the General Staff (a black star surmounted by the coat of arms of the United States in yellow). On the eagle's breast is a shield with red and white stripes and a blue chief. The fringe is black (see fig 3–20).



Figure 3–20. Director of Army Staff and Office of the Deputy and Assistant Chiefs of Staff

3–25. Sergeant Major of the Army

The flag (approved by the Chief of Staff, Army, 22 March 1999) background is divided diagonally from lower hoist to upper fly with scarlet above white. Centered on the flag is the insignia of the Sergeant Major of the Army. On a shield divided from lower left to upper right, the upper part red and the lower part white, a silver five-pointed star surmounted by the coat of arms of the United States in proper colors between two white five-pointed stars at the top and two red five-pointed stars at bottom. The fringe is yellow; the cords and tassels are scarlet and white (see fig 3–21).



Figure 3–21. Sergeant Major of the Army

3–26. Offices of the Deputy and Assistant Chiefs of Staff, U.S. Army

The flag is the same as described in paragraph 3–24.

3–27. Office of The Adjutant General

The flag has a dark blue base, 3-foot hoist by 4-foot fly, with the branch insignia for The Adjutant General's Corps (a shield with red and white vertical stripes and a blue chief with white stars). The fringe is scarlet (see fig 3–22).



Figure 3–22. Office of The Adjutant General

3–28. Office of the Chief, Army Reserve

The flag is teal blue, 3-foot hoist by 4-foot fly, with a bust of a Minuteman in profile within a wreath formed by two olive branches, all yellow, above a yellow scroll inscribed "United States Army Reserve" in teal blue letters. Below the scroll are the numerals "1908" in yellow. The fringe is yellow (see fig 3–23).



Figure 3–23. Office of the Chief, Army Reserve

3–29. Office of the Chief of Chaplains

This flag has a white base, 3-foot hoist by 4-foot fly, with a medium blue disc within a yellow border with the lower portion of a yellow sun radiating four yellow rays, surmounted by a white dove in flight viewed head-on, its wings stretched across the four rays, holding in its beak a green olive branch. Below is an open book with purple binding and plain white pages. Across the center of the white pages is inscribed “Pro Deo Et Patria” in yellow letters. Above the disc is a red scroll inscribed “1775” in yellow numerals. Below the disc is a red scroll inscribed “United States Army” in yellow letters. The fringe is yellow (see fig 3–24).



Figure 3–24. Office of the Chief of Chaplains

3–30. Office of the Chief of Engineers

On a scarlet flag, 3-foot hoist by 4-foot fly, is the branch insignia for the Corps of Engineers in white, detailed black with red windows. The fringe is white (see fig 3–25).



Figure 3–25. Office of the Chief of Engineers

3–31. Office of The Inspector General

On a dark blue flag, 3-foot hoist by 4-foot fly, is the branch insignia for The Inspector General in light blue with white lettering and outlines. The fringe is light blue (see fig 3–26).



Figure 3–26. Office of The Inspector General

3–32. Office of The Judge Advocate General

On a dark blue flag, 3-foot hoist by 4-foot fly, is the branch insignia for The Judge Advocate General's Corps in white. The fringe is white (see fig 3–27).



Figure 3–27. Office of the Judge Advocate General

3–33. Office of the Provost Marshal General

On a green flag, 3-foot hoist by 4-foot fly, is the branch insignia for the military police in yellow. The fringe is yellow (see fig 3–28).




Figure 3–28. Provost Marshal General

3–34. Office of the Chief of Public Affairs

On a teal blue flag, 3-foot hoist by 4-foot fly, the branch insignia of Public Affairs in yellow. The fringe is yellow (see fig 3–29).



Figure 3–29. Office of the Chief of Public Affairs

3–35. Office of The Surgeon General

On a maroon flag, 3-foot hoist by 4-foot fly, is the branch insignia for the U.S. Army Medical Department in white. The fringe is white (see fig 3–30).




Figure 3–30. Office of The Surgeon General

Section IV

Individual Flags, General Officers, Civilian Senior Executives

3–36. Authorization

Individual flags identifying the grade of general officers are items of personal issue as specified in AR 725–1 and may be retained by general officers as mementos of service upon their retirement. Commands may submit funded requisitions for general officer flags for use as standby display items. The retention of the civilian senior executive's flag is authorized when the individual receives an award for outstanding service.

3–37. Display and prohibitions

Retired general officers of the Regular Army, Army National Guard of the United States (ARNGUS), and USAR may display their individual flags privately in their homes. Public display of individual flags is prohibited except when the officer is being honored at an official military ceremony or the officer is in

attendance on the reviewing stand in an official ceremony and another flag depicting their rank is not already displayed. Display of individual flags to represent other than the general officer in attendance is prohibited.

3–38. Replacement

Retired general officers of the Regular Army, ARNG, and USAR may purchase replacement flags of their grade, national flags, and related items that were issued to them in accordance with AR 725–1. The SES flag may be retained when the individual receives an award for outstanding service in the Army SES (see AR 672–20).

3–39. General of the Army

This flag is scarlet, 4-foot 4-inch hoist by 5-foot 6-inch fly, with a circular pattern of five white, five-pointed stars. The fringe is yellow; cord and tassels are scarlet and white (see fig 3–31).



Figure 3–31. General of the Army

3–40. General officers

This flag is scarlet, 3-foot hoist by 4-foot fly with a horizontal line of white five-pointed stars, the number indicating the grade. For U.S. Army Medical Department general officers, the flag base is maroon; for chaplains, purple. The fringe for all general officers individual flags is yellow (see figs 3–32 through 3–35).



Figure 3–32. General



Figure 3–33. Lieutenant general



Figure 3–34. Major general



Figure 3–35. Brigadier general

3–41. Senior Executive Service

This flag is white, 3-foot hoist by 4-foot fly, with the SES keystone in gold centered on the flag, encircled by the words “Department of the Army Senior Executive Service” in gold letters on a dark blue background. The fringe is yellow (see fig 3–36).



Figure 3–36. Senior Executive Service

3–42. Scientific and professional

This flag is white, 3-foot hoist by 4-foot fly, with the senior scientific and professional keystone device in gold centered on the flag, encircled by the words “Department of the Army Scientific and Professional” in gold letters on a red designation band. The fringe is yellow (see fig 3–37).



Figure 3–37. Scientific and professional

3–43. Senior level

This flag is white, 3-foot hoist by 4-foot fly, with the senior level keystone device in gold centered on the flag, encircled by the words “Department of the Army Senior Level” in gold letters on a green designation band. The fringe is yellow (see fig 3–38).




Figure 3–38. Senior level

3–44. General officers of the Army National Guard whose ranks are not federally recognized

These general officers flags will be prescribed by the State concerned, provided the design is not similar to or in conflict with flags prescribed in this regulation. To avoid conflict and to provide a recognized State system, the DA has suitable flag designs that may be used if desired by the States. The flag designs, adaptable to each State, have a national flag blue background with the crest of the individual State ARNG organization in proper colors. The fringe is yellow. Individual flag designs are as follows:

a. Lieutenant general. The crest is vertically centered below one white five-pointed star. Two white five-pointed stars are horizontally centered on the flag (see fig 3–39).



Figure 3–39. State Army National Guard lieutenant general

b. Major general. The crest is centered between two white five-pointed stars horizontally centered on the flag (see fig 3–40).



Figure 3–40. State Army National Guard major general

c. *Brigadier general*. The crest is vertically centered below one white five-pointed star (see fig 3–41).




Figure 3–41. State Army National Guard brigadier general

3–45. General officers of the Army National Guard assigned to State staffs with federally recognized rank

These general officers are authorized flags identical to those of general officers described in paragraph 3–40.

3–46. Civilian Aide to the Secretary of the Army

The flag (approved by the Secretary of the Army, 13 August 2003) is white on which is centered the U.S. Coat of Arms in proper colors on a scarlet background, encircled by the words “Secretary of the Army Civilian Aide” in yellow letters, separated by two yellow bullets at center line, with letters on a green designation band with an inner and outer border in yellow. The fringe is yellow (see fig 3–42).



Figure 3–42. Civilian Aide to the Secretary of the Army

3–47. U.S. Army Reserve Ambassador

The flag (approved by the Deputy Chief of Staff, G–1, 12 March 2009) is white on which is centered the emblem of a USAR Ambassador consisting of an American bald eagle in proper colors with wings displayed, encircled by two yellow olive branches. Centered above the eagle and between the displayed wings are two white stars. The background of the emblem is blue. On a blue designation band encircling the emblem is the inscription “United States Army Reserve” at top and “Ambassador” at bottom in yellow with an inner and outer border in yellow. The fringe is yellow (see fig 3–43).



Figure 3–43. U.S. Army Reserve Ambassador

Section V

Outdoor Flags and Plates for Positions and Individuals

3–48. Field flag

An outdoor distinguishing flag of nylon and wool, 6-foot 8-inch hoist by 12-foot fly, used under field conditions in lieu of the positional color, is authorized for positions or individuals indicated in table 3–1. The field flag has the same design and colors as the corresponding positional color. There is no fringe on the field flag.

3–49. Boat flag

An outdoor distinguishing flag, 3-foot hoist by 4-foot fly, is authorized for positions or individuals indicated in table 3–1. Flown from a boat or launch or in front of the headquarters building at the discretion of the senior commander. The flag has the same design and colors as the applicable positional color or individual flag. There is no fringe.

3–50. Automobile flags

a. The automobile flag indicates the senior occupant holds the office represented by that flag. Each flag has the same design and colors as the corresponding positional color or individual flag.

b. Automobile flags are the following sizes:

(1) 12-inch hoist by 18-inch fly, trimmed with fringe 1 1/2 inches wide, for the President of the United States and the Vice President of the United States.

(2) 18-inch hoist by 26-inch fly, trimmed with fringe 1 1/2 inches wide, for positions or individuals indicated in table 3–1.

(3) 6-inch hoist by 9-inch fly, without fringe, for general officers.

3–51. Automobile plates

a. *Authorization.* Automobile plates are authorized for the positions of individuals indicated in table 3–1. The use of automobile plates to represent other than the individual for whom the plate is issued is prohibited. Automobile plates authorized in this section may not be used on privately owned automobiles.

b. *Material and size.* Automobile plates are aluminum, 6 inches high by 9 inches wide.

c. *Design.* The design and color of each plate are the same as the individual's flag without fringe.

d. *Use and display.* An automobile plate indicates the official status or rank of the senior individual occupying the vehicle. The plate will be removed or covered when the individual for whom the plate is issued is not in the vehicle.

e. *Procurement.* Automobile plates may be obtained from U.S. Army Tank-Automotive and Armaments Command, Clothing and Heraldry Office, Product Support Integration Directorate, 700 Robbins Avenue, P.O. Box 57997, Philadelphia, PA 19111–7997, per chapter 10.

3–52. Aircraft plates

a. *Authorization.* Aircraft plates are authorized for the individuals indicated in table 3–1.

b. *Material and size.* Aircraft plates are aluminum in the following sizes:

(1) *Aircraft plates.* 11 inches high by 14 inches wide.

(2) *Helicopter plates.* 17 inches high by 21 3/4 inches wide.

c. *Design.* The design and color are the same as the prescribed positional color without fringe.

d. *Use and display.* An aircraft plate indicates the official status or rank of the senior aircraft occupant. It is removed or covered when the individual for whom the plate is issued is not on board.

e. *Procurement.* The plates are obtained through local procurement.

Section VI

Medal of Honor Flag

3–53. Description

A light blue flag, 3-foot hoist by 4-foot fly, bearing 13 white stars in a configuration as on the Medal of Honor ribbon. The fringe is gold (see fig 3–44).



Figure 3–44. Medal of Honor

3–54. Authorization

This flag is presented to each person to whom a Medal of Honor is awarded at the same time as the presentation of the medal or as expeditiously as possible to each living recipient who has not already received a flag. In the case of a posthumous presentation of the medal, the flag is presented to the person to whom the medal is presented (see 10 USC 7285). The flag will also be awarded upon written request to the Military Awards Branch at the U.S. Army Human Resources Command (see AR 600–8–22) to the primary next of kin of deceased Medal of Honor recipients (see Public Law 109–364, Section 555).

3–55. Display

- a. The Medal of Honor flag is a ceremonial flag for indoor use and is considered a personal flag that recipients may display in their home or office.
- b. The Medal of Honor flag may be displayed publicly when the individual is being honored at an official military ceremony or the individual is in attendance on the reviewing stand in an official ceremony. If the flag is displayed on a flagstaff, the flagstaff will be 8 feet tall, but will not be higher than the U.S. flag if displayed at the same time.
- c. When the flag is displayed with the flag of the United States, the U.S. flag will hold the position of superior prominence and the position of honor on the right. The Medal of Honor flag will be placed to the left of the U.S. flag. When viewed from an audience the U.S. flag will be on the left and the Medal of Honor flag will be on the right.
- d. The flag should always be displayed in an attractive, dignified, and secure manner.

Chapter 4

The U.S. Army Ceremonial Flag, Army Display Flag, and the Army Field Flag

4–1. The U.S. Army Ceremonial flag and U.S. Army Display flag

a. Authorization.

(1) The U.S. Army Ceremonial flag, approved by EO 10670, 12 June 1956, is the senior flag of the Army. This flag is authorized only for those individual headquarters, offices, and organizations designated in this regulation (see tables 3–1 and 5–1). The U.S. Army flag (ceremonial and display) is accountable property and its retention by individuals is prohibited. Joint commands and agencies commanded by a general or flag officer or higher are authorized the Army flag (ceremonial or display) with or without streamers.

(2) The U.S. Army Display flag is authorized for commands which are authorized the U.S. Army Ceremonial flag. This flag is intended for display in offices where the height restrictions preclude display of the U.S. Army Ceremonial flag.

b. *Description.* The U.S. Army Ceremonial flag is white with a 4-foot 4-inch hoist by 5-foot 6-inch fly, trimmed on three sides with yellow fringe 2 1/2 inches wide. The device of the DA seal in ultramarine

blue, (without the roman numerals) is centered thereon. A scarlet scroll inscribed “United States Army” in white, is centered between the device and the ultramarine blue numerals “1775.” The U.S. Army Display flag is of the same design and colors as the U.S. Army Ceremonial flag except it has a 3-foot hoist and 4-foot fly (see fig 4–1).



Figure 4–1. The U.S. Army Flag

c. Material. Both the U.S. Army Ceremonial flag and the U.S. Army Display flag are made of rayon banner cloth. The fringe is rayon.

d. Streamers. A set of streamers representing the 189 campaigns of the U.S. Army is displayed below the spearhead of the flagstaff of the U.S. Army Ceremonial flag, one streamer for each campaign participation of the U.S. Army (see table 4–1). The U.S. Army Ceremonial flag, displayed by Army organizations, is always displayed with all streamers. Each streamer is inscribed with the campaign and year that it occurred. In weather conditions that would adversely affect the proper handling of the U.S. Army Ceremonial flag, commands may limit representation to 40 streamers, two for each war with multiple campaigns (the first and last streamer of each war) and one for each of the following campaigns: Mexican Expedition, American Theater, Dominican Republic, Granada, Panama, Somalia, and Global War on Terrorism Expeditionary. The set of streamers for display on the U.S. Army Display flag consists of the 40 streamers described above. When the U.S. Army flag (ceremonial or display) is not being carried, the streamers will be arranged in such a manner that the first and last streamers (Lexington 1775 and Transition I 2011–2014) are visible (see fig 4–2). Streamers will be arranged counterclockwise in the order listed in table 4–1 (see fig 4–3).

Table 4–1
U.S. Army flag campaign streamers

	War or Service	U.S. Army flag campaign streamer inscriptions
1*	Revolutionary War	LEXINGTON 1775
2	Revolutionary War	TICONDEROGA 1775
3	Revolutionary War	BOSTON 1775–1776
4	Revolutionary War	QUEBEC 1775, 1776
5	Revolutionary War	CHARLESTON 1776, 1780
6	Revolutionary War	LONG ISLAND 1776
7	Revolutionary War	TRENTON 1776
8	Revolutionary War	PRINCETON 1777

Table 4–1
U.S. Army flag campaign streamers—Continued

	War or Service	U.S. Army flag campaign streamer inscriptions
9	Revolutionary War	SARATOGA 1777
10	Revolutionary War	BRANDYWINE 1777
11	Revolutionary War	GERMANTOWN 1777
12	Revolutionary War	MONMOUTH 1778
13	Revolutionary War	SAVANNAH 1778, 1779
14	Revolutionary War	COWPENS 1781
15	Revolutionary War	GUILFORD COURT HOUSE 1781
16*	Revolutionary War	YORKTOWN 1781
17*	War of 1812	CANADA 1812–1815
18	War of 1812	CHIPPEWA 1814
19	War of 1812	LUNDY’S LANE 1814
20	War of 1812	BLADENSBURG 1814
21	War of 1812	MCHEMRY 1814
22*	War of 1812	NEW ORLEANS 1814–1815
23*	Mexican War	PALO ALTO 1846
24	Mexican War	RESACA DE LA PALMA 1846
25	Mexican War	MONTEREY 1846
26	Mexican War	BUENA VISTA 1847
27	Mexican War	VERA CRUZ 1847
28	Mexican War	CERRO GORDO 1847
29	Mexican War	CONTRERAS 1847
30	Mexican War	CHURUBUSCO 1847
31	Mexican War	MOLINO DEL REY 1847
32*	Mexican War	CHAPULTEPEC 1847
33*	Civil War	SUMTER 1861
34	Civil War	BULL RUN 1861
35	Civil War	HENRY & DONELSON 1862
36	Civil War	MISSISSIPPI RIVER 1862–1863
37	Civil War	PENINSULA 1862
38	Civil War	SHILOH 1862
39	Civil War	VALLEY 1862
40	Civil War	MANASSAS 1862
41	Civil War	ANTIETAM 1862
42	Civil War	FREDERICKSBURG 1862

Table 4–1
U.S. Army flag campaign streamers—Continued

	War or Service	U.S. Army flag campaign streamer inscriptions
43	Civil War	MURFREESBOROUGH 1862–1863
44	Civil War	CHANCELLORSVILLE 1863
45	Civil War	GETTYSBURG 1863
46	Civil War	VICKSBURG 1863
47	Civil War	CHICKAMAUGA 1863
48	Civil War	CHATTANOOGA 1863
49	Civil War	WILDERNESS 1864
50	Civil War	ATLANTA 1864
51	Civil War	SPOTSYLVANIA 1864
52	Civil War	COLD HARBOR 1864
53	Civil War	PETERSBURG 1864–1865
54	Civil War	SHENANDOAH 1864
55	Civil War	FRANKLIN 1864
56	Civil War	NASHVILLE 1864
57*	Civil War	APPOMATTOX 1865
58*	Indian Wars	MIAMI 1790–1795
59	Indian Wars	TIPPECANOE 1811
60	Indian Wars	CREEKS 1813–1814, 1836–1837
61	Indian Wars	SEMINOLES 1817–1818, 1835–1842, 1855–1858
62	Indian Wars	BLACK HAWK 1832
63	Indian Wars	COMANCHES 1867–1875
64	Indian Wars	MODOCS 1872–1873
65	Indian Wars	APACHES 1873, 1885–1886
66	Indian Wars	LITTLE BIG HORN 1876–1877
67	Indian Wars	NEZ PERCES 1877
68	Indian Wars	BANNOCKS 1878
69	Indian Wars	CHEYENNES 1878–1879
70	Indian Wars	UTES 1879–1880
71*	Indian Wars	PINE RIDGE 1890–1891
72*	War With Spain	SANTIAGO 1898
73	War With Spain	PUERTO RICO 1898
74*	War With Spain	MANILA 1898
75*	China Relief Expedition	TIENTSIN 1900
76	China Relief Expedition	YANG-TSUN 1900

Table 4–1
U.S. Army flag campaign streamers—Continued

	War or Service	U.S. Army flag campaign streamer inscriptions
77*	China Relief Expedition	PEKING 1900
78*	Philippine Insurrection	MANILA 1899
79	Philippine Insurrection	ILOILO 1899
80	Philippine Insurrection	MALOLOS 1899
81	Philippine Insurrection	LAGUNA DE BAY 1899
82	Philippine Insurrection	SAN ISIDRO 1899
83	Philippine Insurrection	ZAPOTE RIVER 1899
84	Philippine Insurrection	CAVITE 1899–1900
85	Philippine Insurrection	TARLAC 1899
86	Philippine Insurrection	SAN FABIAN 1899
87	Philippine Insurrection	MINDANAO 1902–1905
88*	Philippine Insurrection	JOLO 1905, 1906, 1913
89*	Mexican Expedition	MEXICO 1916–1917
90*	World War I	CAMBRAI 1917
91	World War I	SOMME DEFENSIVE 1918
92	World War I	LYS 1918
93	World War I	AISNE 1918
94	World War I	MONTDIDIER–NOYON 1918
95	World War I	CHAMPAGNE–MARNE 1918
96	World War I	AISNE–MARNE 1918
97	World War I	SOMME OFFENSIVE 1918
98	World War I	OISE–AISNE 1918
99	World War I	YPRES–LYS 1918
100	World War I	ST. MIHIEL 1918
101	World War I	MEUSE–ARGONNE 1918
102*	World War I	VITTORIA VENETO 1918
103*	World War II, American Theater	ANTISUBMARINE 1941–1945
104*	World War II, Asiatic Pacific Theater	PHILIPPINE ISLANDS 1941–1942
105	World War II, Asiatic Pacific Theater	BURMA 1941–1942
106	World War II, Asiatic Pacific Theater	CENTRAL PACIFIC 1941–1943
107	World War II, Asiatic Pacific Theater	EAST INDIES 1942
108	World War II, Asiatic Pacific Theater	INDIA–BURMA 1942–1945
109	World War II, Asiatic Pacific Theater	AIR OFFENSIVE, JAPAN 1942–1945
110	World War II, Asiatic Pacific Theater	ALEUTIAN ISLANDS 1942–1943

Table 4–1
U.S. Army flag campaign streamers—Continued

	War or Service	U.S. Army flag campaign streamer inscriptions
111	World War II, Asiatic Pacific Theater	CHINA DEFENSIVE 1942–1945
112	World War II, Asiatic Pacific Theater	PAPUA 1942–1943
113	World War II, Asiatic Pacific Theater	GUADALCANAL 1942–1943
114	World War II, Asiatic Pacific Theater	NEW GUINEA 1943–1944
115	World War II, Asiatic Pacific Theater	NORTHERN SOLOMONS 1943–1944
116	World War II, Asiatic Pacific Theater	EASTERN MANDATES 1944
117	World War II, Asiatic Pacific Theater	BISMARCK ARCHIPELAGO 1943–1944
118	World War II, Asiatic Pacific Theater	WESTERN PACIFIC 1944–1945
119	World War II, Asiatic Pacific Theater	LEYTE 1944–1945
120	World War II, Asiatic Pacific Theater	LUZON 1944–1945
121	World War II, Asiatic Pacific Theater	CENTRAL BURMA 1945
122	World War II, Asiatic Pacific Theater	SOUTHERN PHILIPPINES 1945
123	World War II, Asiatic Pacific Theater	RYUKYUS 1945
124*	World War II, Asiatic Pacific Theater	CHINA OFFENSIVE 1945
125*	World War II, European-African-Middle Eastern Theater	EGYPT–LIBYA 1942–1943
126	World War II, European-African-Middle Eastern Theater	AIR OFFENSIVE, EUROPE 1942–1944
127	World War II, European-African-Middle Eastern Theater	ALGERIA–FRENCH MOROCCO 1942
128	World War II, European-African-Middle Eastern Theater	TUNISIA 1942–1943
129	World War II, European-African-Middle Eastern Theater	SICILY 1943
130	World War II, European-African-Middle Eastern Theater	NAPLES–FOGGIA 1943–1944
131	World War II, European-African-Middle Eastern Theater	ANZIO 1944
132	World War II, European-African-Middle Eastern Theater	ROME–ARNO 1944
133	World War II, European-African-Middle Eastern Theater	NORMANDY 1944
134	World War II, European-African-Middle Eastern Theater	NORTHERN FRANCE 1944
135	World War II, European-African-Middle Eastern Theater	SOUTHERN FRANCE 1944
136	World War II, European-African-Middle Eastern Theater	NORTH APENNINES 1944–1945
137	World War II, European-African-Middle Eastern Theater	RHINELAND 1944–1945
138	World War II, European-African-Middle Eastern Theater	ARDENNES–ALSACE 1944–1945
139	World War II, European-African-Middle Eastern Theater	CENTRAL EUROPE 1945
140*	World War II, European-African-Middle Eastern Theater	PO VALLEY 1945
141*	Korean War	UN DEFENSIVE 1950
142	Korean War	UN OFFENSIVE 1950
143	Korean War	CCF INTERVENTION 1950–1951
144	Korean War	FIRST UN COUNTEROFFENSIVE 1951

Table 4–1
U.S. Army flag campaign streamers—Continued

	War or Service	U.S. Army flag campaign streamer inscriptions
145	Korean War	CCF SPRING OFFENSIVE 1951
146	Korean War	UN SUMMER–FALL OFFENSIVE 1951
147	Korean War	SECOND KOREAN WINTER 1951–1952
148	Korean War	KOREA SUMMER–FALL 1952
149	Korean War	THIRD KOREAN WINTER 1952–1953
150*	Korean War	KOREA SUMMER 1953
151*	Vietnam Service	VIETNAM ADVISORY 1962–1965
152	Vietnam Service	VIETNAM DEFENSE 1965
153	Vietnam Service	VIETNAM COUNTEROFFENSIVE 1965–1966
154	Vietnam Service	VIETNAM COUNTEROFFENSIVE, PHASE II 1966–1967
155	Vietnam Service	VIETNAM COUNTEROFFENSIVE, PHASE III 1967–1968
156	Vietnam Service	TET COUNTEROFFENSIVE 1968
157	Vietnam Service	VIETNAM COUNTEROFFENSIVE, PHASE IV 1968
158	Vietnam Service	VIETNAM COUNTEROFFENSIVE, PHASE V 1968
159	Vietnam Service	VIETNAM COUNTEROFFENSIVE, PHASE VI 1968–1969
160	Vietnam Service	TET 69/COUNTEROFFENSIVE 1969
161	Vietnam Service	VIETNAM SUMMER–FALL 1969
162	Vietnam Service	VIETNAM WINTER–SPRING 1970
163	Vietnam Service	SANCTUARY COUNTEROFFENSIVE 1970
164	Vietnam Service	VIETNAM COUNTEROFFENSIVE, PHASE VII 1970–1971
165	Vietnam Service	CONSOLIDATION I 1971
166	Vietnam Service	CONSOLIDATION II 1971–1972
167*	Vietnam Service	VIETNAM CEASE–FIRE 1972–1973
168*	Armed Forces Expeditionary Service	DOMINICAN REPUBLIC 1965–1966
169*	Armed Forces Expeditionary Service	GRENADA 1983
170*	Armed Forces Expeditionary Service	PANAMA 1989–1990
171*	Armed Forces Expeditionary Service	SOMALIA 1992–1995
172*	Southwest Asia Service	DEFENSE OF SAUDI ARABIA 1990–1991
173	Southwest Asia Service	LIBERATION AND DEFENSE OF KUWAIT 1991
174*	Southwest Asia Service	SOUTHWEST ASIA CEASE–FIRE 1991–1995
175*	Kosovo Campaign	KOSOVO AIR CAMPAIGN 1999
176*	Kosovo Campaign	KOSOVO DEFENSE CAMPAIGN
177*	War on Terrorism-Global War on Terrorism Expeditionary	GLOBAL WAR ON TERRORISM
178*	War on Terrorism-Afghanistan	LIBERATION OF AFGHANISTAN 2001

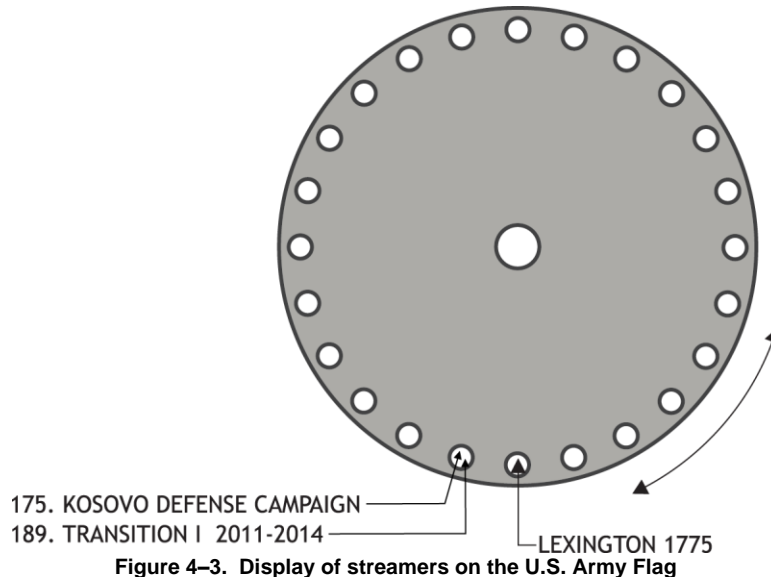
Table 4–1
U.S. Army flag campaign streamers—Continued

	War or Service	U.S. Army flag campaign streamer inscriptions
179	War on Terrorism-Afghanistan	CONSOLIDATION I 2001–2006
180	War on Terrorism-Afghanistan	CONSOLIDATION II 2006–2009
181	War on Terrorism-Afghanistan	CONSOLIDATION III 2009–2011
182*	War on Terrorism-Iraq	LIBERATION OF IRAQ 2003
183	War on Terrorism-Iraq	TRANSITION OF IRAQ 2003–2004
184	War on Terrorism-Iraq	IRAQI GOVERNANCE 2004–2005
185	War on Terrorism-Iraq	NATIONAL RESOLUTION 2005–2007
186	War on Terrorism-Iraq	IRAQI SURGE 2007–2008
187	War on Terrorism-Iraq	IRAQI SOVEREIGNTY 2009–2010
188*	War on Terrorism-Iraq	NEW DAWN 2010–2011
189*	War on Terrorism-Afghanistan	TRANSITION I 2011–2014

* Indicates the streamers that would be displayed during adverse weather conditions or conditions that would affect the proper handling of the U.S. Army Ceremonial flag. The asterisk also indicates the streamers displayed on the U.S. Army Display flag. See chapter 9 for sizes of streamers to be displayed on the U.S. Army Ceremonial flag and the U.S. Army Display flag.



Figure 4–2. Arrangement of streamers



e. *Display.* The U.S. Army flag (ceremonial or display) has precedence over all other Army flags. Its display with streamers, by Army organizations, is encouraged on all appropriate occasions. Organizations authorized the U.S. Army Ceremonial flag or the U.S. Army Display flag, or subordinate units of these organizations, are governed by the following:

(1) *Indoor display.* Display inside offices or headquarters buildings on occasions directed by the commander of the organization authorized the flag.

(2) *Parade and review.* Carry in parades and reviews in which other Armed Forces participate when flags of these services are carried. Whenever possible, carry in all parades and reviews of organizations authorized the flag.

(3) *Other official occasions and ceremonies.* Display or carry on occasions when heads of departments or agencies or other distinguished representatives of the U.S. Government or foreign governments are present. The U.S. Army Ceremonial flag may be displayed or carried at public ceremonies.

(4) *Community relations.* Display as determined by commanders to support community relations activities when Army participation is authorized.

(5) *Other occasions.* Carry or display on suitable occasions not specified above, as determined by the commander of the organization authorized the flag.

(6) *Precedence.*

(a) When displayed or carried with flags of Army echelons and no foreign national flags or State flags are displayed or carried, the U.S. Army flag (ceremonial or display) will be at the marching left of the U.S. flag. Other organizational flags according to echelon will be to the left of the U.S. Army flag (ceremonial or display). Distinguishing flags for regimental corps will have precedence over the command flag of the regimental proponent. If the flag of the United States is carried or displayed in front of the center of a line of other flags, the U.S. Army flag (ceremonial or display) will be on the marching right of the line that is behind the flag of the United States.

(b) When displayed or carried with flags of U.S. Army echelons, foreign nationals, or State flags, the order of precedence is the U.S. flag, foreign national flags, State flags, U.S. Army flag (ceremonial or display), and flags of Army echelons.

(c) When a number of flags (excluding foreign national and State flags) are grouped and displayed from staffs radiating from a central point, the flags are arranged alternatively on each side of the U.S. flag in order of precedence to the right and left (observer's left and right facing flag). The U.S. Army (ceremonial or display) flag will be displayed on the immediate right (observer's left facing) of the U.S. flag, the next ranking flag on the immediate left (observer's right) and so on, alternating right and left.

(d) In parades, ceremonies, and displays in which members of the Armed Forces participate, the order of precedence outlined in paragraph 2–5 applies, that is, precedence is given the U.S. Army Ceremonial flag over the flags of the Marine Corps, Navy, Air Force, Space Force, Coast Guard.

(7) *Dipping the flag.* The U.S. Army Ceremonial flag is an organizational color and is therefore dipped while the U.S. National Anthem, “To the Color,” or a foreign national anthem is played. The U.S. Army Ceremonial flag is also dipped when rendering honors to the Chief of Staff of the U.S. Army, their direct representative, or an individual of higher grade, including a foreign dignitary of equivalent or higher grade. The U.S. Army Ceremonial flag will not be dipped under any other circumstances.

4–2. The U.S. Army Field flag

a. *Authorization.* The U.S. Army Field flag, approved by the Under Secretary of the Army, 12 April 1962, is accountable property and its retention by individuals is prohibited. The U.S. Army Field flag is authorized for display at the following Army headquarters, activities, and installations not authorized the U.S. Army flag:

- (1) Separate TOE brigades to include division (forward).
- (2) Numbered TOE commands, commanded by a general officer.
- (3) General officer commands, USAR, not otherwise authorized the U.S. Army flag.
- (4) Headquarters, U.S. Army garrisons.
- (5) Military assistance advisory groups.
- (6) Missions.
- (7) Agencies, activities, and installations when commanded by a general officer or colonel where no element is authorized the U.S. Army flag or a distinguishing flag.
- (8) Army element of a Joint organization when commanded by a general officer or colonel, provided this element has not previously been authorized the U.S. Army flag.
- (9) Recruiting main stations.
- (10) USAR centers.
- (11) U.S. Army ROTC region headquarters.
- (12) Senior ROTC units of universities and colleges in lieu of the U.S. Army flag with streamers. Requisition must be accompanied by a check or money order from the school. Army funds may not be used to purchase the U.S. Army flag with streamers or the U.S. Army Field flag.

b. *Description.* An ultramarine blue flag, 3-foot hoist by 4-foot fly, trimmed on three sides with yellow fringe 2 1/2 inches wide. The device of the DA seal in white (without the Roman numerals) is centered. A white scroll inscribed “United States Army” in scarlet is centered beneath the seal with the Arabic numerals “1775” below in white (see fig 4–4).



Figure 4–4. U.S. Army Field Flag

c. *Materials.* The U.S. Army Field flag is on rayon banner cloth or heavyweight nylon. The fringe is rayon.

d. *Streamers.* No streamers will be displayed.

e. *Display.* The display of the U.S. Army Field flag is encouraged on all appropriate occasions. Its display is governed by the provisions of paragraph 4–1e on the display of the U.S. Army flag. The U.S. Army Field flag may be used for reflagging, activation, or change-of-command ceremonies by flag-bearing units not in receipt of their permanent colors at the time of activation. Provisional units, comparable to flag-bearing units, may also use the U.S. Army Field flag for ceremonies only, but may not retain or display the flag permanently.

4–3. Disposition

a. *Serviceable U.S. Army flags and U.S. Army Field flags.*

(1) *Redesignated organizations.* Serviceable U.S. Army flags and U.S. Army Field flags of organizations that have been redesignated but not inactivated are retained by the organization or the lineal descendant of the unit.

(2) *Organizations inactivated or being inactivated.* Serviceable U.S. Army flags and U.S. Army Field flags of organizations being inactivated may be left with the installation headquarters and reissued to activities on the installation as required. The flags must be picked up on the installation's property book as accountable property.

b. *Unserviceable U.S. Army flags and U.S. Army Field flags.* Unserviceable U.S. Army flags and U.S. Army Field flags should be destroyed, preferably by burning. If the streamers displayed with the unserviceable U.S. Army flag are serviceable, they are to be retained and used on a replacement flag or returned to the U.S. Army Tank-Automotive and Armaments Command, Clothing and Heraldry Office, Product Support Integration Directorate, 700 Robbins Avenue, P.O. Box 57997, Philadelphia, PA 19111–7997.

Chapter 5

Distinguishing Flags for Organizations and Organizational Colors

Section I

Distinguishing Flags for Organizations

5–1. Authorization

Distinguishing flags are authorized for indoor display and ceremonies for designated commands and organizations shown in table 5–1 or approved by TIOH. Each unit is authorized one flag only. In addition the following organizations may be authorized a distinguishing flag when one of the following conditions exists:

a. The unit is authorized a SSI in accordance with AR 670–1; or

b. The organization is a TDA unit authorized 300 or more military personnel. A copy of the permanent orders organizing the unit will be submitted to TIOH with the request for a distinguishing flag.

Table 5–1
Flags authorized for Army echelons and organizations

Office or headquarters of—	National flag	U.S. Army flag	Institutional color	Distinguishing flag	Organizational color
Armies (numbered and geographical)	x	x		x	
ACOMs	x	x		x	
Army Medical Department Activity (MEDDAC)	x			x	
ARNG Element, Joint Forces Headquarters (JFHQ)	x	x		x	
USAR Command	x	x		x	
ASCC	x	x		x	
Battalion, separate TOE	x				x
Battalions and squadrons of regiment, TOE	x				x

Table 5–1
Flags authorized for Army echelons and organizations—Continued

Office or headquarters of—	National flag	U.S. Army flag	Institutional color	Distinguishing flag	Organizational color
Brigade of division	x			x	
Brigade, separate TOE	x			x	
Brigades and battalions of Service schools	x			x	
Commands or forces established by HQDA	x			x	
Convalescent centers	x			x	
Corps	x	x		x	
Corps artillery	x			x	
Defense attaché offices	x	x			
Divisions	x	x		x	
Divisions (training)	x	x		x	
Division artillery	x			x	
Depots	x			x	
DRUs	x	x		x	
Field operating agencies, DA	x			x	
Group	x			x	
Headquarters command, U.S. Army installations	x			x	
Headquarters and headquarters battalions	x			x	
Hospitals and medical centers	x			x	
Hospital centers (HCs)	x			x	
Major subordinate commands of ACOMs	x	x		x	
Maneuver area and maneuver training commands	x	x		x	
Medical battalions	x			x	
Military entrance processing station	x	x		x	
Military police POW camps	x			x	
Numbered TOE commands	x			x	
Rear area operations centers	x			x	
Recruiting brigades and battalions	x			x	
Regiments TOE	x				x
Regional support commands	x			x	
Special troops, Army (numbered)	x			x	
Special troops, support command, TOE (numbered)	x			x	
Sustainment Command	x			x	

Table 5–1
Flags authorized for Army echelons and organizations—Continued

Office or headquarters of—	National flag	U.S. Army flag	Institutional color	Distinguishing flag	Organizational color
Training brigades and battalions at U.S. Army training centers	x			x	
Training command divisions USAR	x			x	
Port commands	x			x	
U.S. Army Dental Laboratory	x			x	
U.S. Army centers	x	x		x	
U.S. Army Corps of Engineers, divisions, districts, laboratories, and separate offices	x			x	
U.S. Army Dental activities	x			x	
U.S. Army garrisons	x			x	
U.S. Army garrison support units	x			x	
U.S. Army reception battalions	x			x	
USAR schools (numbered)	x			x	
U.S. Army training centers or schools	x	x		x	
Soldier recovery units	x			x	
USCC	x	x			x
SROTC	x	x	x		
Junior Reserve Officers' Training Corps (JROTC)	x		x		

5–2. Prohibitions

- Provisional Army units are not authorized distinguishing flags.
- The display of distinguishing flags for other than official purposes is prohibited.
- Distinguishing flags are accountable property and their retention by individuals is prohibited.
- Subordinate units are not authorized to have their higher headquarters' flag, nor are higher headquarters authorized to have their subordinate unit's flag.

5–3. Description and display

a. Description. Distinguishing flags for indoor display and ceremonies are rayon banner cloth or heavy-weight nylon. The flags for all organizations except ACOMs are 3-foot hoist by 4-foot fly with a 2 1/2 inch wide rayon fringe. The flags for ACOM are 4-foot, 4 inch hoist by 5-foot, 6 inch fly, with a 2 1/2 inch wide rayon fringe.

b. Display. The distinguishing flag will be displayed at locations directed by the commander. Flags are not authorized to be displayed outside on a stationary staff.

5–4. Streamers

Streamers awarded to an organization are component parts of the distinguishing flag. Streamers are attached below the spearhead of the flag staff. Duplicate streamers are not authorized (see chap 9).

5–5. Identification bands

A silver color band 3/4 inch wide will be placed on the flagstaff of each distinguishing flag. The band is engraved with the organization's official designation in letters 1/4 inch high. These silver color bands identify the flag. Bands will be requisitioned from U.S. Army Tank-Automotive and Armaments Command,

Clothing and Heraldry Office, Product Support Integration Directorate, 700 Robbins Avenue, P.O. Box 57997, Philadelphia, PA 19111–7997. Official designations of U.S. Army organizations are determined by the U.S. Army Center of Military History in accordance with AR 220–5.

5–6. Army commands

The distinguishing flag for ACOMs is national flag blue background with a yellow fringe on three sides. Centered on the flag is the Coat of Arms of the United States in proper colors. Centered above the Coat of Arms is the organizational SSI and below the Coat of Arms is a designation scroll. The SSI is piped in white if the border is other than white or yellow (see fig 5–1).



Figure 5–1. Army commands

5–7. Army service component command

The distinguishing flag for ASCCs is national flag blue background with a yellow fringe on three sides. Centered on the flag is the organizational SSI, 15 inches high. Below that is a designation scroll. The SSI is piped in white if the border is other than white or yellow (see fig 5–2).



Figure 5–2. Army Service component commands

5–8. Commands and forces established by Headquarters, Department of the Army

- a. Organizations authorized distinguishing flags with designs described in this paragraph include—
 - (1) ARNG Elements of JFHQ.
 - (2) Other organizations authorized a SSI by AR 670–1 whose distinguishing flags are not otherwise specified in this regulation.

b. The distinguishing flag for ARNG Elements of JFHQ is dark blue. The distinguishing flag of organizations listed in paragraph 5–8a(2) will be in the colors of their branch orientation or if nonbranch-oriented will be national flag color blue trimmed on three sides with yellow fringe. The applicable SSI in proper colors, 15 inches high, is centered on the flag. White piping is used if the edge of the SSI is other than white or yellow to ensure contrast between the flag background and the insignia (see fig 5–3).




Figure 5–3. Designated commands

5–9. Major subordinate commands of Army commands, Army Service component commands, and direct reporting units

a. If not otherwise authorized a distinguishing flag, major subordinate commands of ACOMs, ASCCs, and DRUs will be authorized a distinguishing flag with design as follows. The distinguishing flag of these organizations has a solid color background with a 10-inch vertical center stripe. The SSI of the ACOM, ASCC, or DRU, in proper colors 15 inches high, is centered on the vertical stripe with a designation scroll below.

b. Nonbranch-oriented commands have a national flag blue background with a yellow vertical stripe and yellow fringe.

c. Branch-oriented commands have a flag of the primary branch color background with the vertical stripe of the secondary branch color and yellow fringe. The primary and secondary branch colors are indicated in table 5–2 (see fig 5–4).

Table 5–2
Branch colors for flags

Branch	Primary	Secondary
Adjutant General	Dark blue	Scarlet
Armor	Yellow	Green
Army Medical Department	Maroon	White
Artillery (Air Defense Artillery and Field Artillery)	Scarlet	Yellow
Aviation	Ultramarine blue	Golden orange
Branch Immaterial	Teal blue	Yellow
Cavalry	Yellow	Green
Chemical	Cobalt blue	Golden yellow
Civil Affairs	Purple	White

Table 5–2
Branch colors for flags—Continued

Cyber	Steel gray	Black
Engineer	Scarlet	White
Finance	Silver gray	Golden yellow
Infantry	National flag blue	White
Judge Advocate General	Dark blue	White
Maintenance	Crimson	Light blue
Military Intelligence	Oriental blue	Silver gray
Military Police	Green	Yellow
Ordnance	Crimson	Yellow
Psychological Operations	Bottle (jungle) green	Silver gray
Quartermaster	Buff	Light blue
Signal	Orange	White
Special Forces	Jungle green	Silver gray
Support	Buff	Scarlet
Transportation	Brick red	Golden yellow



Figure 5–4. Major subordinate commands of Army commands and numbered troop commands

5–10. Numbered tables of organization and equipment commands

The flag is the solid color of the primary branch color and fringes with the secondary named branch color (see table 5–2 for branch colors). The approved SSI in proper colors, 15 inches high, is centered on the flag (see fig 5–5).




Figure 5–5. Numbered tables of organization and equipment commands

5–11. Numbered regional support commands

The flag is national flag blue with the applicable SSI centered in proper colors 15 inches high. The fringe is yellow (see fig 5–6).



Figure 5–6. Numbered regional support commands

5–12. Armies (numbered and geographical)

The flag has two horizontal stripes of equal width with white above red. In the center is the SSI of the applicable Army in proper colors, 15 inches high, piped with red on the white stripe and white on the red stripe. The fringe is yellow (see fig 5–7).




Figure 5-7. Armies

5-13. Corps

The flag has two horizontal stripes of equal width with blue above white. The SSI of the applicable Corps, in proper colors, 15 inches high, or wide, is centered on the flag piped with white on the blue stripe and blue on the white stripe. The fringe is yellow (see fig 5-8).



Figure 5-8. Corps

5-14. Corps artillery

The flag has a red background with two horizontal yellow stripes, each 4 inches wide. In the center of the flag is the SSI of the applicable Corps in proper colors, 15 inches high. The fringe is yellow (see fig 5-9).



Figure 5-9. Corps artillery

5-15. Divisions and training divisions

The flag consists of two horizontal stripes of equal width. In the center is the SSI of the applicable division in proper colors 15 inches high. The fringe is yellow. The upper stripe is red for all divisions. The lower stripe for armored and cavalry divisions is yellow. The lower stripe for infantry, airborne, and training divisions is national flag blue. White piping is sewn around the SSI design on infantry, airborne, and training divisions unless the border of the insignia is white or yellow. The SSI on armored or cavalry division flags will be piped with yellow on the red stripe and red on the yellow stripe (see fig 5-10).



Figure 5-10. Divisions

5-16. Division artillery

The flag has a red background on which is centered a horizontal yellow stripe 10 inches wide. In the center of the flag is the SSI of the applicable division in proper colors 15 inches high. The fringe is yellow (see fig 5-11).



Figure 5–11. Division artillery

5–17. Brigades of divisions and training divisions

The flag has two vertical stripes of equal width with the SSI of the applicable division in proper colors, 10 inches high, above the number of the brigade in Arabic numerals 8 inches high, both centered on the flag. Named brigades of the division will use a monogram “AVN” or “ENG” in lieu of a number. The fringe is yellow. The first stripe of all brigades is red. The second stripe of armored and cavalry division brigades is yellow. The second stripe of airborne, infantry, and training or exercise division brigades is national flag blue. Numerals or letters on armored and cavalry division brigades are green. Numerals or letters on airborne, infantry, and training or exercise division brigades are white (see figs 5–12 and 5–13).




Figure 5–12. Brigades of divisions



Figure 5–13. Aviation brigade of division

5–18. Maneuver area command

The flag is teal blue with a yellow triangle pointed up from the base. The applicable SSI for the maneuver area command, in proper colors, 15 inches high, is centered on the flag. The fringe is yellow (see fig 5–14).



Figure 5–14. Maneuver area command

5–19. Maneuver area training command

The flag is teal blue with a yellow triangle, point up. The numerical designation of the command is centered on the flag in teal blue Arabic numbers, 8 inches high. The fringe is yellow (see fig 5–15).



Figure 5-15. Maneuver area training command

5-20. Separate table of organization and equipment brigades

The flag has two vertical stripes of equal width. The SSI or number of the brigade is centered in proper colors, 15 inches high. The fringe is yellow. The color of the stripes and piping for brigades will be as indicated in table 5-3 (see fig 5-16).

Table 5-3
Colors for separate brigade flags

Brigade	1st Stripe	2d Stripe	Piping
Airborne	National flag blue	Scarlet	White
Armored	Yellow	Green	Yellow on green or green on yellow
Air Defense Artillery or Field Artillery/Fires	Scarlet	Yellow	Yellow on scarlet or scarlet on yellow
Aviation	Ultramarine blue	Golden orange	Orange on blue or blue on orange
Cavalry	Yellow	Scarlet	Yellow on scarlet or scarlet on yellow
Chemical	Cobalt blue	Golden yellow	Yellow on blue or blue on yellow
Civil Affairs	Purple	White	White on purple or purple on white
Engineer	Scarlet	White	Scarlet on white or white on scarlet
Infantry	National flag blue	Scarlet	White
Maneuver Enhancement	Teal blue	Yellow	Yellow on blue or blue on yellow
Medical	Maroon	White	Maroon on white or white on maroon
Military Police	Green	Yellow	Yellow on green or green on yellow
Military Intelligence/Battlefield Surveillance	Oriental blue	Silver gray	Gray on blue or blue on gray
Missile Defense	Teal blue	Yellow	Yellow on blue or blue on yellow
Ordnance	Crimson	Yellow	Yellow on crimson or crimson on yellow
Signal	Orange	White	White on orange or orange on white
Space	Teal Blue	Yellow	Yellow on blue or blue on yellow

Table 5–3
Colors for separate brigade flags—Continued

Support/Sustainment	Buff	Scarlet	Buff on scarlet or scarlet on buff
Transportation	Brick red	Golden yellow	Golden yellow on brick red or brick red on golden yellow




Figure 5–16. Separate table of organization and equipment brigades

5–21. Military police prisoner of war camp

The flag is green with a yellow horizontal stripe 10 inches wide. The Military Police Corps insignia, 8 inches high, in green, is centered on the yellow stripe. In the flag's upper fly end is the POW camp number in yellow Arabic numerals 4 3/4 inches high. The fringe is yellow (see fig 5–17).



Figure 5–17. Military police prisoner of war camp

5–22. Groups

The flag is a solid color with a diagonal stripe 12 inches wide extending from upper hoist to lower fly. Centered on the stripe is the group's number in Arabic numerals 8 inches high. For named groups (TDA) that meet the requirements, a monogram is used in lieu of a number. The fringe is yellow (see fig 5–18) (see table 5–4 for colors of background stripes and numerals). Special Forces groups are covered by paragraph 5–62.

Table 5–4
Colors for group flags

Group	Flag background	Stripe	Numerals
Aviation	Ultramarine blue	Golden orange	Ultramarine blue
Chemical	Cobalt blue	Golden yellow	Cobalt blue
Civil Affairs	Purple	White	Purple
Engineer	Scarlet	White	Scarlet
Infantry	National flag blue	White	National flag blue
Information Operations	Teal Blue	Yellow	Teal blue
Medical	Maroon	White	Maroon
Military Intelligence	Oriental Blue	Silver gray	Oriental blue
Military Police	Green	Yellow	Green
Ordnance	Crimson	Yellow	Crimson
Psychological Operations	Bottle (jungle) green	Silver gray	Bottle (jungle) green
Quartermaster	Buff	Ultramarine blue	Buff
Signal	Orange	White	Orange
Support	Buff	Scarlet	Buff
Transportation	Brick red	Golden yellow	Brick red




Figure 5–18. Groups

5–23. Department of the Army field operating agencies

Only those field operating agencies that meet the criteria for distinctive unit insignia as specified in AR 670–1 are authorized a flag. The flag is a solid color with a triangle starting from the top and bottom edge of the hoist. The apex terminates in the horizontal center of the flag's fly. The distinctive unit insignia is centered on the triangle 12 inches from the hoist in proper colors, 15 inches high. For agencies not oriented to branch, the flag base is teal blue; the triangle and fringe are yellow. For agencies oriented to branch, the flag base is the primary branch color; triangle and fringe are the secondary color (see fig 5–19).



Figure 5–19. Department of the Army field operating agencies

5–24. Headquarters and headquarters battalions

The flag will be of the same design of that for the divisions, corps, and armies, with the exception of the applicable SSI being center in proper colors 10 inches high on the first stripe and the letters “HHBN” in the same color as the first stripe being center on the second stripe, 8 inches high (see fig 5–20).



Figure 5–20. Headquarters and headquarters battalions

5–25. Soldier recovery units

The flag is maroon on which is centered the insignia of the branch of the U.S. Army Medical Department in white, detailed gray between two white arced scrolls, the top scroll inscribed with “Soldier Recovery Unit” and the bottom scroll inscribed with the designation of the organization with all letters maroon. The fringe is white (see fig 5–21).



Figure 5–21. Soldier Recovery Units

5–26. Numbered hospital centers

The flag is diagonally divided from upper hoist to lower fly in maroon and white with maroon above. On the white portion are the letters “HC” in maroon. On the maroon portion is the number of the center in white Arabic numerals. The fringe is yellow (see fig 5–22).

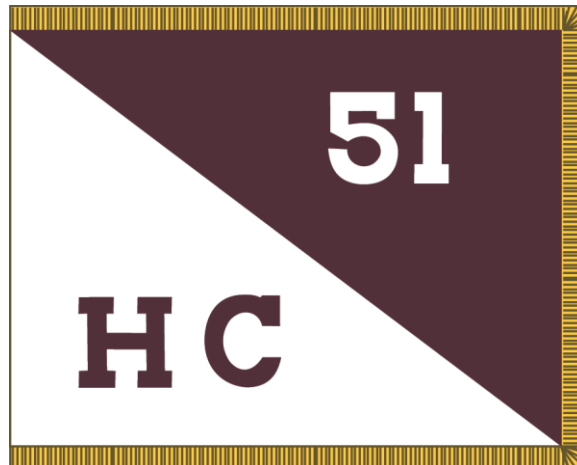


Figure 5–22. Hospital centers

5–27. U.S. Army Medical Department activities

The flag is maroon on which is centered the insignia of the branch of the U.S. Army Medical Department in white, detailed gray between two white arced scrolls, the top scroll inscribed “US Army MEDDAC” and the bottom scroll inscribed with the designation of the organization with all letters maroon. The fringe is white (see fig 5–23).



Figure 5–23. U.S. Army Medical Department Activity

5–28. U.S. Army Dental activities

The flag is maroon on which is centered the insignia of the branch of the Army Dental Corps in white, detailed gray with a black “D,” all between two white arced scrolls; the top scroll inscribed “US Army DENTAC” and the bottom scroll inscribed with the designation of the organization with all letters maroon. The fringe is white (see fig 5–24).




Figure 5–24. Dental Activity

5–29. U.S. Army Dental laboratories

The flag is the same as prescribed for U.S. Army Dental activities except the top scroll is inscribed “US Army Area Dental Laboratory” (see fig 5–25).




Figure 5-25. Dental laboratories

5-30. Named and numbered hospitals, convalescent centers, and named medical centers

The flag is maroon on which is centered the insignia of branch of the U.S. Army Medical Department in white, detailed gray, 16 inches high. A white arced scroll is below the insignia inscribed with the organization's designation in maroon letters. The fringe is white (see fig 5-26).



Figure 5-26. Hospitals, convalescent centers, and medical centers

5-31. Numbered medical laboratories and medical materiel centers

The flag is white on which is a maroon triangle starting from the bottom edge of the flag with apex near the vertical center at the top of the flag. On the triangle is the insignia of the branch of the U.S. Army Medical Department in white detailed gray. In the upper fly end of the flag is the number of the organization in maroon Arabic numerals 4 3/4 inches high. The fringe is white (see fig 5-27).



Figure 5-27. Numbered medical laboratories and numbered medical materiel centers

5-32. Table of distribution and allowances organizations

When a distinguishing flag is authorized in accordance with paragraph 5-1 by TIOH and no design is otherwise prescribed, the flag for TDA units will have a branch color background with the insignia of branch centered thereon, 16 inches high. Below the insignia is a scroll inscribed with unit designation (see fig 5-28). Color of background, fringe, scroll, and letters are as shown in table 5-5.

Table 5-5
Colors of distinguishing flags, separate flexible battalions

Battalion	Flag background and letters	Fringe and scroll
Aviation	Ultramarine blue	Golden orange
Branch Immaterial (Space and Missile Defense)	Teal blue	Yellow
Chemical	Cobalt blue	Golden yellow
Civil Affairs	Purple	White
Engineer	Scarlet	White
Maintenance	Crimson	Light blue
Medical	Maroon	White
Military Intelligence	Oriental blue	Silver gray
Military Police	Green	Yellow
Ordnance	Crimson	Yellow
Personnel	Dark blue	Scarlet
Psychological Operations	Bottle (jungle) green	Silver gray
Quartermaster	Buff	Light blue
Signal	Orange	White
Support	Buff	Scarlet
Transportation	Brick red	Golden yellow




Figure 5-28. Table of distribution and allowances organizations

5-33. U.S. Army centers

The flag is a solid color with the applicable insignia centered thereon. The designated color for each center is indicated in table 5-6 (see fig 5-29).

Table 5-6
Colors and insignia for U.S. Army centers

Center	Type of insignia	Flag background	Fringe	Insignia
U.S. Army Maneuver Center of Excellence	SSI	Teal blue	Yellow	Proper
Maneuver Support Center, Fort Leonard Wood	SSI	Teal blue	Yellow	Proper
U.S. Army Combined Arms Support Command and Sustainment Center of Excellence	SSI	Teal blue	Yellow	Proper
U.S. Army Air Defense Artillery Center	Branch insignia	Scarlet	Yellow	Yellow
U.S. Army Soldier Support Institute	Device	Teal blue	Yellow	Proper
U.S. Army Armor Center	Branch insignia	Yellow	Yellow	Green
U.S. Army Aviation Center of Excellence or U.S. Army Flight Training Center	Branch insignia	Ultramarine blue	Golden orange	Proper
Combined Arms Center and Fort Leavenworth	SSI	Teal blue	Yellow	Proper
U.S. Army Engineer Center	Branch insignia	Scarlet	White	White
U.S. Army Field Artillery Center	Branch insignia	Scarlet	Yellow	Yellow
U.S. Army Infantry Center	Branch insignia	Dark blue	Yellow	White
U.S. Army John F. Kennedy Special Warfare Center and School	Device	Bottle (jungle) green	Silver gray	Proper
U.S. Army Logistics University	Device	Teal blue	Yellow	Proper
U.S. Army Quartermaster Center	Branch insignia	Buff	Light blue	Flag blue, red, white
U.S. Army Signal Center	Branch insignia	Orange	White	White

Table 5–6
Colors and insignia for U.S. Army centers—Continued

Center	Type of insignia	Flag background	Fringe	Insignia
U.S. Army Transportation Center	Branch insignia	Brick red	Golden yellow	Golden yellow
U.S. Army Warrant Officer Career Center	Device	Brown	Yellow	Proper
National Guard Professional Education Center	Branch insignia	Dark blue	Yellow	Yellow
U.S. Army Medical Department Center	SSI	Maroon	White	Proper
Joint Readiness Training Center	SSI	Teal blue	Yellow	Proper



Figure 5–29. U.S. Army centers

5–34. Table of organization and equipment numbered field depots

The flag has a national flag blue background with a red chevron originating at the lower hoist and fly ends of the flag, 12 3/4 inches wide, edged top and bottom with a white border 1 7/8 inches wide. For TOE field depots, the number of the depot in white Arabic numerals, 8 inches high, is centered on the chevron. For TDA depots, a white monogram is centered on the chevron. The fringe is yellow (see fig 5–30).



Figure 5-30. Depots

5-35. U.S. Military Academy

The flag has 4-foot 4-inch hoist by 5-foot 6-inch fly with two horizontal stripes of equal width, black above gray. On the black stripe is the helmet of Pallas over a Greek sword above the words "United States," and on the gray stripe are the words "Military Academy," all in yellow (see fig 5-31).



Figure 5-31. U.S. Military Academy

5-36. U.S. Army colleges, Service schools, and specialist schools

Flags are a solid color, trimmed on three sides with fringe. The authorized device in proper colors, 24 inches high, is centered on the flag (see fig 5-32) (see table 5-7 for colors).

Table 5-7
Colors for U.S. Army Colleges, Service, and specialist schools

Organization	Flag background	Fringe
Army War College	Scarlet	Yellow
Command and General Staff College	National flag blue	Golden yellow
Seventh Army Noncommissioned Officer Academy (NCOA)	Teal blue	Yellow
Eighth Army Whiteman NCOA	Teal blue	White

Table 5–7
Colors for U.S. Army Colleges, Service, and specialist schools—Continued

U.S. Army Academy of the Health Sciences	Maroon	White
U.S. Army Adjutant General School	Dark blue	Scarlet
U.S. Army Air Defense Artillery School	Scarlet	Yellow
U.S. Army Armor School	Yellow	Yellow
U.S. Army Aviation School	Ultramarine blue	Golden orange
U.S. Army Aviation Logistic School	Ultramarine blue	Golden orange
U.S. Army Civil Affairs School	Purple	White
U.S. Army Chaplain School	National flag blue	Yellow
U.S. Army Chemical School	Cobalt blue	Golden yellow
U.S. Army Element, School of Music	Dark blue	Scarlet
U.S. Army Engineer School	Scarlet	White
U.S. Army Field Artillery School	Scarlet	Yellow
U.S. Army Finance School	Silver gray	Yellow
U.S. Army Infantry School	Light blue	White
U.S. Army Intelligence School	Oriental blue	Silver gray
U.S. Army Judge Advocate General's School	Dark blue	White
U.S. Army Management School	Teal blue	Yellow
U.S. Army Medical Department, Center and School	Maroon	White
U.S. Army Military Police School	Green	Yellow
U.S. Army Missile and Munitions School	Crimson	Yellow
Army War College	Scarlet	Yellow
Seventh Army NCOA	Teal blue	Yellow
Eighth Army Whiteman NCOA	Teal blue	White
U.S. Army Academy of the Health Sciences	Maroon	White
U.S. Army Adjutant General School	Dark blue	Scarlet
U.S. Army Air Defense Artillery School	Scarlet	Yellow
U.S. Army Armor School	Yellow	Yellow




Figure 5–32. College and Service schools

5–37. School brigades of U.S. Army Service schools

The flag is the school's primary branch color fringed in the secondary branch color, with a canton (upper portion of the flag next to the flagstaff) of the same design elements and colors as the school's device. Brigade number appears in the upper fly (see fig 5–33).




Figure 5–33. School brigades

5–38. Officer Candidate School brigade

The flag is the same pattern as that of the school brigade with a monogrammed "OCS" in the secondary branch color (table 5–2) centered in the lower fly end of the flag (see fig 5–34).




Figure 5–34. Officer Candidate School brigades

5–39. Battalions of school brigade

The flag is the same pattern and colors as the school brigade flag with the battalion number added below the canton in the secondary branch color (table 5–2) (see fig 5–35).




Figure 5–35. Battalions of school brigades

5–40. Battalion of Officer Candidate School brigades

The flag is the same pattern and colors as the officer candidate brigade flag with the battalion number added below the canton in the secondary branch color (table 5–2) (see fig 5–36).




Figure 5-36. Battalions of Officer Candidate School brigades

5-41. Numbered troop commands

The flag is dark blue with a 10-inch yellow vertical center stripe. The SSI of the ARNG Element of the JFHQ, 15 inches high, is centered above a designation scroll (see fig 5-37).



Figure 5-37. Numbered troop commands

5-42. U.S. Army Reserve Forces schools (numbered)

A teal blue flag on which is a yellow silhouetted Minuteman poised on a rock, grasping a rifle, all details brown. Below the Minuteman is a yellow three-segment scroll inscribed with the number of the school on the dexter segment, "U.S. Army Reserve Forces" on the center segment, and "School" on the sinister segment. Letters and numbers are teal blue. The fringe is yellow (see fig 5-38).




Figure 5–38. U.S. Army Reserve Forces School

5–43. U.S. Army training centers

The flag is a solid color trimmed with fringe, with a canton on which is the applicable branch insignia (see fig 5–39) (see table 5–8 for applicable colors).

Table 5–8
Colors for distinguishing flags for U.S. Army training centers

Type	Flag background	Fringe	Canton	Insignia
Armor	Yellow	Yellow	Green	Yellow
Engineer	Scarlet	White	White	Scarlet
Field Artillery	Scarlet	Yellow	Yellow	Scarlet
Infantry	National flag blue	White	White	National flag blue
Nonbranch-oriented	Teal blue	Yellow	Yellow	Teal blue




Figure 5-39. U.S. Army training centers

5-44. Training brigades and battalions at U.S. Army training centers

The flag is of the same design and colors as the applicable U.S. Army training center flag with the following additions:

- a. On the brigade flag, the brigade number or monogram for named equivalent appears in the upper fly end of the flag in the same color as the canton (see fig 5-40).



Figure 5-40. Brigades of training centers

- b. On the battalion flag, the brigade number is in the upper fly end of the flag and the battalion number is centered below the canton in the same color as the canton (see fig 5-41). Design of flags for training center battalions organized under the regimental system will be in accordance with paragraph 5-60.

(1) *Basic training and nonbranch-oriented general skill training.* The flag is teal blue with yellow fringe, canton, and numeral, and teal blue insignia for branch immaterial.

(2) *Advanced individual training and one station unit training.* The flag is of the primary branch color; fringe, canton, and numerals of the secondary branch color, with applicable branch insignia on the canton in the primary branch color.

- c. If the training battalion or brigade has a TOE designation, the flag designs in this paragraph do not apply.



Figure 5–41. Battalions of training centers

5–45. Troop commands and medical brigades of medical centers

The flag is maroon with a white bordered maroon canton bearing the insignia of branch for Medical Corps in white detailed silver gray. The fringe is white (see fig 5–42).



Figure 5–42. Troop commands and medical brigades of medical centers

5–46. U.S. Army garrison

A buff flag on which is centered the SSI of the Installation Management Command bordered in yellow between two red arced scrolls. The top scroll is inscribed “Installation Management Command,” and the bottom scroll with the name of the garrison. All letters are yellow and fringe is red (see fig 5–43).



Figure 5–43. U.S. Army garrison

5–47. Numbered U.S. Army Reserve Army garrison support

A teal blue flag on which is centered the insignia for branch immaterial in yellow between two yellow arced scrolls. The top scroll is inscribed with the unit designation followed by the word support and the bottom scroll inscribed "USAR Garrison." All letters are teal blue and fringe is yellow (see fig 5–44).



Figure 5–44. Numbered U.S. Army Reserve Army garrison support units

5–48. Headquarters Command, U.S. Army garrison

A buff flag on which is centered the SSI of the Installation Management Command bordered in yellow between two red arced scrolls. The top scroll is inscribed "Headquarters Command" and the lower scroll with the name of the garrison. All letters are yellow and fringe is red (see fig 5–45).



Figure 5–45. Headquarters Command, U.S. Army garrison

5–49. U.S. Army Cadet Command and Reserve Officers' Training Corps institutional

a. *U.S. Army Cadet Command and continental United States Reserve Officers' Training Corp regions.* The flag for the U.S. Army Cadet Command is yellow with a black fringe. In the center of the flag is the SSI of the command in proper colors, 15 inches high. A designation scroll with the command designator is centered below the SSI (see fig 5–46). The flag for the CONUS ROTC regions is the same as the U.S. Army Cadet Command with the addition of a scroll above the SSI indicating the region (see fig 5–47).



Figure 5–46. U.S. Army Cadet Command



Figure 5–47. Reserve Officers' Training Corps Regions

b. Senior Reserve Officers' Training Corps. The flag is yellow with a black fringe. In the upper hoist is the monogram "Army ROTC" in black on a yellow disc edged in black, 6 1/2 inches in diameter. The seal or device of the SROTC organization, 16 inches in height or diameter, is centered on the flag (see fig 5–48).



Figure 5–48. Senior Reserve Officers' Training Corps institutions

c. Junior Reserve Officers' Training Corps. The flag is silver gray fringed in scarlet. In the center is the JROTC device consisting of two arched olive branches with stems conjoined in base, forming a wreath, surmounted by a sheathed saber and rifle in saltire. Overall in the vertical center is the ROTC torch enflamed, all in yellow. Around the center device is a white band edged in scarlet and inscribed with the name of the school in scarlet letters. The device with designation scroll is 16 inches in diameter. In the upper hoist is the monogram "Army ROTC" in scarlet on a white disc edged in scarlet, 6 1/2 inches in diameter (see fig 5–49).




Figure 5–49. Junior Reserve Officers' Training Corps

d. National Defense Cadet Corps. The flag is silver gray with ultramarine blue fringe. Centered on the flag is the National Defense Cadet Corps (NDCC) SSI in proper colors, 15 inches high. An ultramarine blue scroll with the school's name in white letters is below (see fig 5–50).




Figure 5–50. National Defense Cadet Corps

5–50. Brigades of the U.S. Army Recruiting Command

The flag base is national flag blue on which is centered a vertical white stripe 10 inches wide. In the center of the flag is the SSI of the recruiting command in proper colors, 15 inches high. The fringe is yellow and the scroll has the brigade designation (see fig 5–51).



Figure 5–51. Brigades of U.S. Army Recruiting Command

5–51. Battalions of recruiting brigades and brigades Army medical recruiting detachments

The flag base is white with the SSI of the recruiting command in proper colors, 15 inches high, and centered on the flag. The scroll has the location of the battalion or number of the brigade Army medical recruiting detachment. The fringe is yellow (see fig 5–52).



Figure 5–52. Battalions and Army medical detachments of recruiting brigades

5–52. Army National Guard recruiting battalions

The flag base is ultramarine blue with the SSI of the recruiting and retention command in proper colors, 15 inches high, and centered on the flag. The white scroll below has the State name inscribed in ultramarine blue. The fringe is red (see fig 5–53).



Figure 5–53. Army National Guard recruiting battalions

5–53. Disposition

a. *Table of organization and equipment units—active.* Unserviceable distinguishing flags are numbered and kept in a repository in the organization to which they belong as long as the organization is in an active status.

b. *Table of organization and equipment units—redesignated.* Serviceable or unserviceable distinguishing flags of a TOE unit that has been redesignated but not inactivated should be kept by the organization or the lineal descendant of the unit as mementos of service for as long as the unit is in an active status.

c. *Table of organization and equipment units—inactive or being inactivated.* Organizations should contact the U.S. Army Center of Military History, Museum Support Center for disposition instructions. Inactivated TOE units or TOE units in the process of inactivation will forward distinguishing flags, streamers, and companion-size rayon U.S. flags to the U.S. Army Center of Military History, Museum Support Center-Anniston (AAMH–MDH), Anniston Army Depot, 7 Frankford Avenue, Building 201 Anniston, AL 36201–4199 after disposition instructions are received from the U.S. Army Center of Military History, Museum Support Center (AAMH–MDC), 9955 Tracy Loop, Building 765, Fort Belvoir, VA 22060–5579. All flags and streamers should be tagged with the organization’s official designation to ensure positive identification of each item. Items should be shipped in padded bags, boxed or rolled, and placed in containers. Documents forwarded with the items or tags attached should be marked “Unit Inactivated” or “Unit In Process of Inactivation.”

d. *Table of distribution and allowances units—active and discontinued.* Unserviceable distinguishing flags of active TDA units and serviceable distinguishing flags of discontinued TDA units may be retained by the installation for display purposes or disposed of in a dignified manner (preferably by burning).

e. *Army National Guard of the United States flags—demobilized organizations.* See paragraph 10–5a for disposition of ARNGUS distinguishing flags.

Section II

Organizational Colors

5–54. Display of colors

a. Organizational colors are symbolic of branch, history, and the spirit and tradition of the organization. Colors are authorized for indoor display and for use in ceremonies by the Corps of Cadets, regiments and separate battalions, and battalions and squadrons organized under the regimental system. These units are known as color-bearing organizations. Usually the lowest numbered battalion at the regimental home-base is the custodian of the regimental color under the U.S. Army Regimental System. The regimental color will have precedence when displayed with the colors of the battalion of the regiment.

b. Organizational colors will be displayed at places directed by the commander.

5-55. Prohibitions

- a. Provisional units are not authorized organizational colors.
- b. Organizational colors are accountable property and their retention by individuals is prohibited.
- c. The private use and display of organizational colors is prohibited.

5-56. Description

Colors are of rayon banner cloth or heavyweight nylon. The following two sizes are authorized:

- a. The flag for the USCC and the 1st Battalion, 3d Infantry Regiment, is 4-foot, 4-inch hoist by 5foot, 6-inch fly, trimmed with fringe 2 1/2 inches wide.
- b. The flag for all other units authorized an organizational flag is 3-foot hoist by 4-foot fly, with fringe 2 1/2 inches wide.

5-57. Streamers displayed with organizational colors

Streamers awarded to an organization are a part of its organizational color. Streamers are attached below the spearhead of the flagstaff (see chap 9).

5-58. Identification bands

A silver color band will be placed on the flagstaff of each national color and accompanying organizational color. The band, 3/4 inch wide, will be engraved with the official designation of the organization in letters 1/4 inch high. These silver color bands identify the organizational colors. Official designations of U.S. Army organizations are determined by the U.S. Army Center of Military History in accordance with AR 220-5.

5-59. U.S. Corps of Cadets

The flag is gray, with the coat of arms of the U.S. Military Academy centered thereon. The coat of arms consists of the United States shield, bearing the helmet of Pallas over a Greek sword; above the shield is an eagle with a scroll inscribed "Duty, Honor, Country, West Point MDCCCII, U.S.M.A." A scroll below the shield is inscribed "U.S. Corps of Cadets." The fringe is gray, black, and yellow; cord and tassels are the same (see fig 5-54).



Figure 5-54. U.S. Corps of Cadets

5-60. Regiments and separate table of organization and equipment battalions

- a. Organizational colors are a solid color background with an embroidered American eagle displayed centered thereon (see table 5-9 for background color and fringe). In its right talon the eagle holds an olive branch; in its left talon, a bundle of 13 arrows, all in proper colors. Its beak grasps a white scroll inscribed with the unit motto. Below the eagle is a white scroll inscribed with the designation of the organization. On the eagle's breast is embroidered the shield of the coat of arms and the crest is above the eagle's head.

For those organizations with an approved badge in lieu of a coat of arms, the eagle's breast is feathered and the badge is located above the eagle's head (see fig 5–55).

Table 5–9
Colors for organizational colors

Organization	Flag background	Fringe	Outline of scrolls	Letters and numbers
Adjutant General	Dark blue	Scarlet	Scarlet	Dark blue
Air Defense Artillery	Scarlet	Yellow	Yellow	Scarlet
Armored	Yellow	Yellow	Scarlet	Scarlet
Army Medical Department	Maroon	White	Yellow	Maroon
Aviation	Ultramarine blue	Golden orange	Golden orange	Ultramarine blue
Branch Immaterial (Special Troops Battalions, Missile Defense and Space)	Teal blue	Yellow	Yellow	Teal blue
Cavalry	Yellow	Yellow	Scarlet	Scarlet
Chemical	Cobalt blue	Golden Yellow	Golden yellow	Cobalt blue
Civil Affairs	Purple	White	White	Purple
Engineer	Scarlet	White	Yellow	Scarlet
Field Artillery	Scarlet	Yellow	Yellow	Scarlet
Finance	Silver gray	Golden yellow	Golden yellow	Silver gray
Infantry	National flag blue	Yellow	Yellow	National flag blue
Judge Advocate General ¹	Dark blue	White	Yellow	Dark blue
Maintenance	Crimson	Light blue	Yellow	Crimson
Medical	Maroon	White	Yellow	Maroon
Military Intelligence	Oriental blue	Silver gray	Golden yellow	Oriental blue
Military Police	Green	Yellow	Yellow	Green
Ordnance	Crimson	Yellow	Yellow	Crimson
Psychological Operations	Bottle (jungle) green	Silver Gray	Silver gray	Bottle (jungle) green
Quartermaster	Buff	Light Blue	Light blue	Light blue
Signal	Orange	White	White	Orange
Special Forces	Jungle green	Silver Gray	Yellow	Jungle green
Support	Buff	Scarlet	Scarlet	Scarlet
Transportation	Brick red	Golden Yellow	Golden yellow	Brick red

Notes.

¹ Regimental Corps flag only.

² The scroll for all organizational colors is white (applies to all flags listed in table 5–9).



Figure 5-55. Regiments and separate table of organization and equipment battalions

b. Each regiment and separate TOE battalion, if the unit has wartime service, is authorized a coat of arms consisting of shield, crest, and motto. Regular Army units without wartime service are authorized a coat of arms without the crest.

c. The design of the coat of arms is based on the history, honors, and mission of each particular regiment or separate battalion of the Active Army, ARNG, or USAR.

d. The crest for color-bearing organizations of the Active Army also reflects the history and honors of each regiment or separate battalion.

e. All ARNG units allotted to a State will use the crest approved for that State. On the color of separate battalions (fixed and flexible), the crest of the State to which the battalion headquarters is allotted will be displayed on the color. For regiments, the crest of each State that is allotted a battalion of the regiment will be displayed above the eagle's head, from dexter to sinister, in the order of admission of each State into the union.

f. All color-bearing organizations of the USAR use the Lexington Minuteman crest above the eagle's head.

g. The design of the coat of arms is subject to approval by TIOH. Coats of arms, mottos, and crests to the coats of arms previously approved or reassigned continue in effect. Changes will not be made to approved coat of arms, motto, or crest unless an error exists in the design.

5-61. Battalions and squadrons of Active Army, U.S. Army Reserve, and Army National Guard regiments

The battalions and squadrons of regiments are authorized duplicate organizational colors of the parent regiment with the battalion or squadron numbers in the upper fly end of the color. Squadrons of armored cavalry regiments and cavalry regiments with active regimental headquarters are not authorized streamers representing honors for their colors (see fig 5-56). (See table 5-9 for background color and fringe.)



Figure 5–56. Battalions of regiments

5–62. Special Forces groups and battalions of Special Forces groups

The color-bearing authority for Special Forces organizations is the group (see table 5–9 for background color and fringe). Battalions of Special Forces groups are authorized a duplicate organizational color with the battalion number in the upper right corner (see fig 5–57). Special Forces groups' organizational colors are the same size and design as those of regiments and separate battalions. The coat of arms displayed on the flag is that of the 1st Special Forces. The designation of the group will be reflected on the organization scroll (see fig 5–58).



Figure 5–57. Battalions of Special Forces groups



Figure 5-58. Special Forces Groups

5-63. Completion of coat of arms

Organizational colors will not be replaced for the addition of an approved crest. If the color is serviceable, the crest will be added to it. The color requiring such addition should be forwarded to the Commander, U.S. Army Tank-Automotive and Armaments Command, Clothing and Heraldry Office, Product Support Integration Directorate, 700 Robbins Avenue, P.O. Box 57997, Philadelphia, PA 19111-7997.

5-64. Disposition

a. Table of organization and equipment units—active. Unserviceable organization colors will not be burned. They will be tagged and kept in a repository in the organization to which they belong as long as the organization is in an active status.

b. Table of organization and equipment units—inactive or being inactivated. Inactivated TOE units or TOE units in the process of inactivation will forward serviceable and unserviceable organization colors with streamers and companion-size national U.S. flags to the U.S. Army Center of Military History, Museum Support Center-Anniston (AAMH-MDH), Anniston Army Depot, 7 Frankford Avenue, Building 201, Anniston, AL 36201-4199 after disposition instructions are received from the U.S. Army Center of Military History, Museum Support Center (AAMH-MDC), 9955 Tracy Loop, Building 765, Fort Belvoir, VA 22060-5579. Disposition instructions will be coordinated with the Center's Museum Division prior to forwarding flags (see para 2-12). All colors should be tagged with the organization's official designation to ensure positive identification of each item. Items should be shipped in padded bags, boxes or rolled, and placed in containers. Documents forwarded with the items or tags attached should be marked "Unit Inactivated" or "Unit in Process of Inactivation."

c. Army National Guard of the United States color—demobilized organizations. See paragraph 10-5b for additional information.

Chapter 6 Guidons

6-1. Authorization

Guidons are unit identification markers approved by HQDA and authorized for TOE companies, batteries, troops, detachments, and separate platoons. Guidons are authorized for TDA units with an authorized strength of 20 or more military personnel. Only one guidon is authorized for each of the following:

- a.* Companies, batteries, troops, detachments, separate platoons, and equivalent size units (TOE).
- b.* ROTC companies (senior and junior units).
- c.* NDCC units.
- d.* Special units authorized by TIOH.
- e.* TDA detachments and units with an authorized military strength of 20 or more.

6-2. Additional guidons

a. *Training companies.* Two guidons are authorized for training companies, one for use in field training and a stand-by guidon for ceremonies and parades. Duplicate streamers are not authorized. Simultaneous display of the two guidons is prohibited.

b. *Split elements of the Army National Guard.* A duplicate company guidon is authorized for use by a split element of the ARNG located in different geographic locations. At functions when the split elements are assembled as a company, only one guidon is authorized for display.

6-3. Prohibitions

- a. Guidons are not authorized for provisional units.
- b. Detachments, platoons, and squads that are integral to a company, battery, or troop are not authorized guidons except as indicated in paragraph 6-2b.
- c. Guidons are accountable property and their retention by individuals is prohibited.
- d. Prescribed designs of guidons will not be altered except by authority of the Secretary of the Army.
- e. The only authorized abbreviation to denote the "Headquarters" element on guidons is "HQ." All other abbreviations such as "HHC" or "HQS" are unauthorized.

6-4. Description

A guidon is a swallow-tailed unit marker, 20-inch hoist by a 27-inch fly, the swallow-tail end forked 10 inches. Fringe is not used on guidons. Guidons are made of bunting cloth or nylon, unless otherwise specified. Design elements will appear on the opposite side as if printed through the material. Letters and numerals will read from left to right on each side (will appear proper on each side) of the guidon (see fig 6-1). The letters and numbers on guidons are 3 1/2 inches high, unless otherwise indicated. When a SSI is authorized for use on the guidon, the design will appear proper on both sides.




Figure 6-1. Reverse of guidon

6-5. Display of guidons

Guidons will be carried by units participating in parades and review or displayed as directed by the commander.

6-6. Streamers

Streamers awarded to units are component parts of the guidon. Streamers to reflect unit awards and to indicate campaigns are attached below the spearhead of the flagstaff (see chap 9 for authorized streamers). The criteria for streamer awards are contained in AR 600-8-22.

6-7. Headquarters Company, U.S. Army, Fort Myer, Virginia

A white guidon with the SSI for Headquarters Company, U.S. Army, in proper colors centered thereon will be used (see fig 6-2).




Figure 6-2. Headquarters Company, U.S. Army

6-8. Headquarters companies of specified commands

The guidons for the headquarters company or detachment of the following commands are the same colors and design as the distinguishing flags for these organizations.

- a. ACOMs, ASCCs, and forces established by HQDA (see fig 6-3).
- b. ARNG Element, JFHQ (see fig 6-3).




Figure 6-3. Army commands and commands

- c. Major subordinate commands of ACOMs, ASCCs, and DRUs (see fig 6-4).



Figure 6-4. Major subordinate command of Army commands and troop commands

- d. Numbered TOE commands (see fig 6-5).



Figure 6-5. Numbered table of organization and equipment commands

e. Numbered regional support commands (see fig 6-6).




Figure 6-6. Numbered regional support commands

f. Armies (numbered and named) (see fig 6-7).




Figure 6-7. Armies

g. Corps (see fig 6-8).




Figure 6-8. Corps

h. Corps artillery (see fig 6-9).




Figure 6-9. Corps artillery

i. Divisions and training divisions (see fig 6-10).



Figure 6-10. Divisions

j. Division artillery (see fig 6-11).

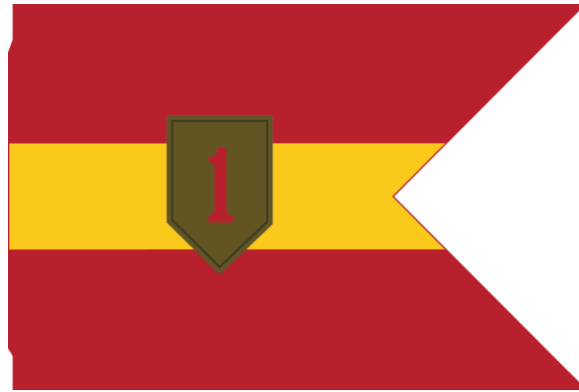


Figure 6–11. Division artillery

k. Brigades of divisions (see fig 6–12).




Figure 6–12. Brigades of division

l. Separate TOE brigades (see fig 6–13).



Figure 6–13. Separate table of organization and equipment brigade

m. Named brigades of divisions (see fig 6–14).



Figure 6-14. Named brigade of division

n. Maneuver area command (see fig 6-15).



Figure 6-15. Maneuver area command

o. Maneuver area training command (see fig 6-16).



Figure 6-16. Maneuver area training command

p. Military police POW camp (see fig 6-17).



Figure 6-17. Military police prisoner of war camp

q. Depots (see fig 6-18).



Figure 6-18. Depots

r. Groups (see fig 6-19).



Figure 6-19. Groups

6-9. Department of the Army field operating agencies

Only those field operating agencies that meet the criteria for SSI as specified in AR 670-1 are authorized a guidon. The guidon is a solid color with a triangle starting from the tip and bottom edge of the hoist. The apex terminates in the horizontal center of the guidon's fly. The SSI is centered on the triangle 5 inches from the hoist in proper colors, 7 1/2 inches high. For agencies not oriented to branch, the base is teal

blue and the triangle is yellow. For agencies oriented to branch, the base is the primary branch color; triangle is the secondary color (see fig 6–20).



Figure 6–20. Field operating agencies

6–10. Named company of headquarters and headquarters battalion

The guidon will be of the same design of that for the divisions, corps, and armies with the exception of the applicable SSI being center in proper colors 5 1/2 inches high on the first stripe and the appropriate company abbreviation in the same color as the first stripe being center on the second stripe, 3 1/2 inches high (see fig 6–21).




Figure 6–21. Named companies of headquarters and headquarters battalion

6–11. Table of organization and equipment companies, batteries, troops, and detachments of regiments and separate battalions

The guidons for units of regiments and separate fixed battalions (including companies of battalions of Special Forces units) will be the same color as the organizational color with the applicable branch insignia centered between the regiment or battalion number above and headquarters or company letter below the insignia. The letters and numbers are 3 1/2 inch high. The numbers and letters will be the secondary branch color (see table 6–1 for colors) (see fig 6–22 for units authorized a branch insignia; figs 6–23 and 6–24 for cavalry units; and fig 6–25 for units not authorized a branch insignia).

Table 6–1
Colors, insignia, and devices for guidons

Unit	Guidon background	Letters and numerals	Type of insignia device
Adjutant General Corps Army postal units personnel	Dark blue	White	Branch

Table 6–1
Colors, insignia, and devices for guidons—Continued

Unit	Guidon background	Letters and numerals	Type of insignia device
Air Defense Artillery	Scarlet	Yellow	Branch
Armored	Yellow	Green	Branch
Aviation	Ultramarine blue	Golden orange	Branch
Branch Immaterial multi-functional units	Teal blue	Yellow	Branch
Cavalry	Red over white	White on red and red on white	None
Chaplain	Black	White	1
Chemical	Cobalt blue	Golden yellow	Branch
Civil Affairs	Purple	White	Branch
Engineers	Scarlet	White	Branch
Field Artillery	Scarlet	Yellow	Branch
Finance	Silver gray	Golden yellow	Branch
Infantry	Dark blue	White	Branch
Judge Advocate General's Corps	Dark blue	White	Branch
Maintenance	Crimson	Light blue	None ²
Medical	Maroon	White	Branch
Military Intelligence	Oriental blue	Silver gray	Branch
Military Police	Green	Yellow	Branch
Ordnance	Crimson	Yellow	Branch
Psychological Operations	Dark green	Silver gray	Branch
Public Affairs	Teal blue	Yellow	Emblem
Quartermaster	Buff	Ultramarine blue	Branch
Signal	Orange	White	Branch
Special Forces	Jungle green	Silver gray	Branch
Supply	Buff	Ultramarine blue	None ³
Support	Buff	Scarlet	None ³
Transportation	Brick red	Golden yellow	Branch
Veterinary	Maroon	Green	Branch

Notes.

¹ Device is the shield from the Chaplain Regimental insignia.

² Ordnance insignia will be used on separate unit guidons.

³ Quartermaster insignia will be used on separate unit guidons.




Figure 6-22. Companies of regiments and separate battalion




Figure 6-23. Separate troop of cavalry regiment

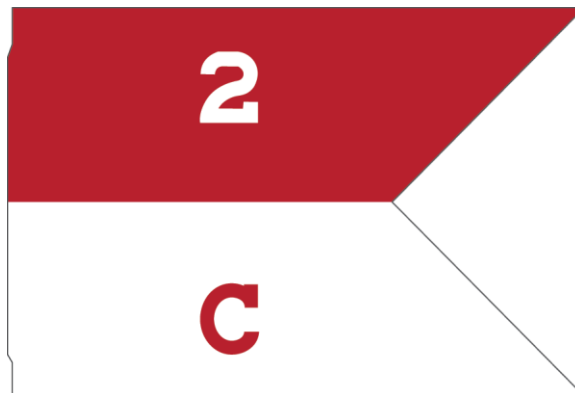


Figure 6-24. Lettered troop of a cavalry regiment




Figure 6-25. Companies of battalions without branch insignia

6-12. Table of organization and equipment companies, batteries, troops, and detachments of battalions or squadrons of regiments

The guidons are the same as described in paragraph 6-11 with the addition of the battalion or squadron number on the horizontal centerline midway between the heading and the branch insignia. The battalion and squadron numerals are 2 5/8 inches high. Letters and numbers will be in the secondary branch color (see table 6-1 for colors) (see fig 6-26 for cavalry units; fig 6-27 for named squadron of a cavalry regiment; and fig 6-28 for all other units).




Figure 6-26. Troops of squadrons/battalions of cavalry regiments




Figure 6-27. Lettered troop of named squadron of cavalry regiment

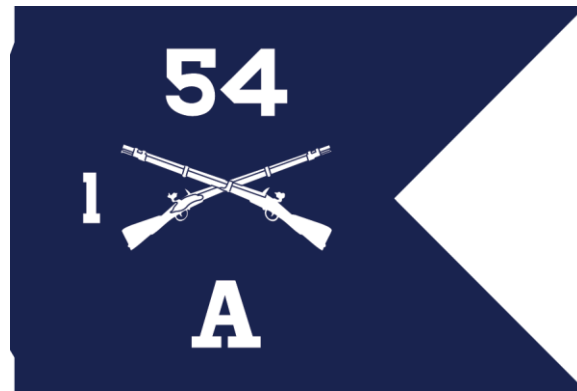


Figure 6-28. Companies of battalions of regiments

6-13. Named table of organization and equipment companies and troops of battalions or regiments

The guidon is of the same applicable branch colors with the insignia of branch centered between the number of the battalion above and the approved abbreviation or monogram in lieu of a company letter, below the insignia (see figs 6-29, 6-30, and 6-31).



Figure 6-29. Named table of organization and equipment troop of cavalry regiments



Figure 6-30. Named table of organization and equipment companies of battalion of regiments



Figure 6-31. Named table of organization and equipment companies of regiments and battalion

6-14. Table of organization and equipment separate companies, batteries, detachments, and equivalent size table of organization and equipment units

The guidon for TOE separate units will be the color indicated in table 6-1. The authorized insignia of branch or device is centered above the unit number (see fig 6-32). A separate TOE support company or detachment will have the Quartermaster branch insignia centered above the unit number (see fig 6-33).



Figure 6-32. Separate table of organization and equipment units




Figure 6-33. Separate table of organization and equipment support company

6-15. Table of distribution and allowances detachments and company size units

- a. Except as otherwise specified in this regulation and unless specifically authorized for certain units, the guidons are the applicable branch colors. The branch insignia is centered with nothing above or below the insignia (see fig 6-34) (see table 6-1 for color and type of device).
 - b. Guidons for units not oriented to branch are the colors and insignia for branch immaterial (see fig 6-35).
 - c. Requisitions for these guidons should indicate "Guidon, TDA Unit, and Branch."
-




Figure 6-34. Tables of distribution and allowances units




Figure 6–35. Tables of distribution and allowances units without branch insignia

6–16. Headquarters company, U.S. Army garrison

A buff guidon with the SSI of the Installation Management Command bordered in yellow centered thereon (see fig 6–36).




Figure 6–36. Headquarters company and headquarters command, U.S. Army garrison

6–17. Numbered U.S. Army Reserve garrison support units

A teal blue guidon with the insignia for branch immaterial centered above the unit number (see fig 6–37).



Figure 6–37. Numbered U.S. Army Reserve garrison support unit

6–18. Troop command and medical brigade of medical centers

The guidon is the same pattern and colors as the distinguishing flag. The unit designation will be below the canton in white letters (see fig 6–38).




Figure 6–38. Troop command brigade of medical center

6–19. Headquarters company, hospital centers

The guidon is diagonally divided from upper hoist to lower fly in maroon and white with maroon above. On the white portion are the letters “HC” in maroon. On the maroon portion is the number of the center in white Arabic numerals (see fig 6–39).




Figure 6-39. Hospital centers

6-20. Numbered medical laboratories, numbered medical materiel centers

The guidon is white with a maroon triangle starting at the bottom edge of the guidon with the apex near the vertical center. The branch insignia is centered thereon. In the upper fly end is the number of the organization in maroon Arabic numerals 3 1/2 inches high (see fig 6-40).



Figure 6-40. Numbered medical laboratories, numbered medical materiel centers

6-21. Companies of hospitals and medical centers

The guidon is maroon with the medical branch insignia centered thereon. This pattern is that described for TDA organizations in paragraph 6-15 (see fig 6-41).



Figure 6-41. Companies of hospitals and medical centers

6-22. U.S. Army Service schools

a. Guidons for headquarters company or detachment of a Service school oriented to branch of service are the branch colors with the applicable branch insignia centered thereon (see fig 6-34).

b. Guidons for headquarters companies of Service schools not oriented to branch use the colors and insignia for branch immaterial (see fig 6-35).

6-23. School brigades and Officer Candidate School brigades

Guidons for headquarters companies of a school brigade or officer candidate brigade are the same design and colors as the brigade flag (see figs 6-42 and 6-43).




Figure 6-42. School brigades




Figure 6–43. Officer Candidate School brigades

6–24. Battalions of school brigades or Officer Candidate School brigades

a. The headquarters company of battalions of school brigades is the same design as the battalion (see figs 6–44 and 6–45).




Figure 6–44. Battalion of school brigades




Figure 6–45. Battalion of Officer Candidate School brigades

b. Guidons for companies of battalions of a school brigade are the same design and colors as the brigade flag with the company letter added above the battalion number, below the canton (see fig 6–46 and 6–47).




Figure 6-46. Companies of school brigade




Figure 6-47. Companies of Officer Candidate School brigade battalions

6-25. Companies, U.S. Corps of Cadets

a. *Dress guidons.* The guidons are of rayon banner cloth, horizontally divided into two equal stripes, golden yellow above silver gray. "USCC" is centered horizontally in black between the regiment number above on the yellow stripe and the company letter below on the gray. All letters and numerals are black (see fig 6-48).




Figure 6–48. U.S. Corps of Cadets

b. Field guidons. The guidons are nylon horizontally divided into two equal stripes, golden yellow above silver gray, with the unit number in black numerals centered thereon (see fig 6–49).



Figure 6–49. U.S. Corps of Cadets (field)

6–26. U.S. Military Academy Preparatory School

A black guidon inscribed with the letters “USMAPS” above the company letter, all in yellow (see fig 6–50).




Figure 6–50. U.S. Military Academy Preparatory School

6–27. Noncommissioned Officer Academies

The guidon is teal blue with the SSI of the organization or applicable State ARNG Element, JFHQ identified with the academy centered thereon, in proper colors 8 1/2 inches high above a teal blue rectangular scroll inscribed with a yellow “NCOA” (see fig 6–51).



Figure 6–51. Noncommissioned Officer Academies

6–28. Headquarters company, U.S. Army training centers

The guidon is the same design and color as the distinguishing flag for the applicable center (see fig 6–52).




Figure 6–52. U.S. Army training centers

6–29. State Army National Guard Officer Candidate School

The guidon is teal blue with the applicable State ARNG Element, JFHQ SSI, centered above the “OCS” monogram, in yellow (see fig 6–53).



Figure 6–53. State Army National Guard Officer Candidate School

6–30. Companies of training brigades and battalions at U.S. Army training centers

a. Guidons for headquarters companies of a training brigade are the same colors and patterns as the brigade flag (see fig 6–54).




Figure 6-54. Training brigade of training center

b. The guidon for headquarters company of battalions of a brigade are the same as the battalion flag (see fig 6-55).



Figure 6-55. Training battalion of a brigade of a training center

c. Guidons for companies of battalions of brigades are the same as the battalion flag with the addition of the company letter above the battalion number below the canton (see fig 6-56).



Figure 6-56. Companies of training center battalion

6-31. Companies or batteries, Reserve Officers' Training Corps

a. *Senior Reserve Officers' Training Corps.*

(1) *Branch-oriented companies.* Guidons for branch-oriented companies are the same as the applicable branch guidon except “ROTC” is above the branch insignia (see fig 6–57).




Figure 6–57. Senior Reserve Officers' Training Corps branch-oriented

(2) *Nonbranch-oriented companies.* The guidon is yellow with the SROTC SSI centered on the guidon with the company designation below in black letters (see fig 6–58).



Figure 6–58. Senior Reserve Officers' Training Corps nonbranch-oriented

b. Junior Reserve Officers' Training Corps. Guidons are silver gray with the ROTC torch enflamed between “ROTC” above and the company designation below (see fig 6–59). All letters are in scarlet. On guidons requiring both the number of the regiment and the company designation, both are below the torch, the regimental number to the hoist and the company letter to the fly end of the guidon (see fig 6–60).




Figure 6-59. Junior Reserve Officers' Training Corps




Figure 6-60. Junior Reserve Officers' Training Corps companies of regiments

c. Companies of National Defense Cadet Corps. Guidons are silver gray with the ROTC torch enflamed, centered between “NDCC” above and the company designation below all in maroon (see fig 6-61). On guidons requiring both the regimental number and company designation, both are below the torch. The regimental number is to the hoist and the company letter to the fly end of the guidon (see fig 6-62).



Figure 6-61. National Defense Cadet Corps



Figure 6–62. National Defense Cadet Corps Companies of Regiments

6–32. Disposition

a. Guidons that have seen war service. Serviceable and unserviceable guidons that have seen war service will not be burned.

b. Guidons that have not seen war service. Unserviceable guidons that have not seen war service and are not desired for retention may be disposed of locally. Disposal must be made in a dignified manner, preferably by burning.

c. Table of organization and equipment units—active. Unserviceable guidons that have seen war service will be numbered and retained in a repository in the organization to which they belong as long as the organization remains in an active status.

d. Table of organization and equipment units—redesignated. Serviceable guidons and unserviceable guidons that have seen war service, of an organization redesignated but not inactivated, must be retained by that organization or the lineal descendant of the unit as mementos of service for as long as the unit remains in an active status.

e. Table of organization and equipment units—inactive or being inactivated. Serviceable guidons and unserviceable guidons that have seen war service of inactivated TOE units or TOE units in process of inactivation will be forwarded to the U.S. Army Center of Military History, Museum Support Center-Anniston (AAMH-MDH), Anniston Army Depot, 7 Frankford Avenue, Building 201, Anniston, AL 36201–4199 after disposition instructions are received from the U.S. Army Center of Military History, Museum Support Center (AAMH-MDC), 9955 Tracy Loop, Building 765, Fort Belvoir, VA 22060–5579. The guidons should be tagged with the organization’s official designation to ensure proper identification of each item. The tag should include information about the guidons war service, place served, when served, and any further information of historical importance. Items should be shipped in padded bags, boxed or rolled, and placed in containers. Documents forwarded with the items or tags attached should be marked “Unit Inactivated” or “Unit in Process of Inactivation.”

f. Table of distribution and allowances units—active and discontinued. Unserviceable guidons of active TDA units and serviceable guidons of discontinued TDA units may be retained by the installation for display purposes or disposed of in a dignified manner (preferably by burning).

g. Army National Guard guidons. See paragraph 10–5b.

Chapter 7

Miscellaneous Flags and Tabards

7–1. Army Recruiting Advertising flag

The flag is white, 3-foot hoist by 4-foot fly, trimmed with yellow fringe with the SSI and arc tab of the U.S. Army Recruiting Command centered thereon. Below the insignia is a blue horizontal rectangle edged in red and inscribed “U.S. Army” in white letters. The flag is authorized for display in each recruiting station (see fig 7–1).



Figure 7–1. Army Recruiting Advertising flag

7–2. U.S. Army Band flag

The distinguishing flag for the U.S. Army Band is a white flag, 4-foot, 4-inch hoist by 5-foot, 6-inch fly, with yellow fringe. Centered thereon is the organization's coat of arms (shield, crest, and motto on scroll), 2 feet 6 inches high (see fig 7–2).



Figure 7–2. U.S. Army Band flag

7–3. Army Community Service flag

The Army Community Service (ACS) flag is authorized only at ACS centers with an active ACS group. The distinguishing flag is gold color, 3-foot hoist by 4-foot fly, with gold fringe. In the center is the ACS emblem, 1 foot 11 3/4 inches high. These flags are authorized for display only in ACS centers and during ACS ceremonies, special occasions, and other appropriate events. In most instances, the ACS flag will be displayed alone. The ACS flag is not intended to be flown outside or carried during ceremonies. If displayed with organizational flags, the ACS flag will not have precedence over these flags (see fig 7–3).




Figure 7–3. Army Community Service flag

7–4. Army military chapel flags

Chapel flags (as distinguished from chaplain flags) are authorized for display in Army military chapels only. The flag is 4-foot, 4-inch hoist by 5-foot, 6-inch fly, with fringe 2 1/2 inches wide. Chapel flags are dark blue with the appropriate chaplain's branch insignia in white centered thereon. The fringe is white. Device will be Christian, Jewish, Muslim, Buddhist, or Hindu (see figs 7–4, 7–5, 7–6, 7–7, and 7–8).




Figure 7–4. Military Chapel flag (Christian)




Figure 7–5. Military Chapel flag (Jewish)




Figure 7–6. Military Chapel flag (Muslim)




Figure 7–7. Military Chapel flag (Buddhist)



Figure 7–8. Military Chapel flag (Hindu)

7–5. Army Chaplains flags

The flags for chaplains are used as authorized by commanders to designate the time and place of religious service and in the field to indicate the chaplain's quarters or office. With the exception of size, 2-foot hoist by 3-foot fly, they are of the same color and description as the military chapel flags. There is no fringe (see para 7–4).

7–6. U.S. Army Corps of Engineers divisions, districts, laboratories, and separate offices

A distinguishing flag is authorized for use by the U.S. Army Corps of Engineers divisions, districts, laboratories, and separate offices not authorized flags in their own right. This authority does not apply to TOE engineer units and installation engineer support activities and will not be displayed on military installations. The flag is scarlet on which is centered the insignia of the branch for the Corps of Engineers in white with detailed black and scarlet windows and doors. There is no fringe (see fig 7–9). The flags are authorized in the following sizes:

- a. 6-foot hoist by 8-foot fly.
- b. 4-foot hoist by 6-foot fly.
- c. 2-foot hoist by 3-foot fly.




Figure 7–9. U.S. Army Corps of Engineers division

7–7. Convention of Geneva flag

The flag is a white rectangular flag with a red cross with straight arms of equal length centered thereon (see fig 7–10).

a. Flag sizes are as follows:

- (1) 6-foot hoist by 9-foot fly: One authorized for each general hospital and each convalescent center.
- (2) 4-foot hoist by 6-foot fly: One authorized for each hospital not otherwise authorized, one per clearing station, and one per medical school.
- (3) 18-inch hoist by 2-foot, 3-inch fly: One authorized for each medical unit or element not otherwise authorized. One per vehicle used in medical unit or element.

b. Panel marker, Red Cross sizes are as follows:

- (1) 8-foot, 6-inch hoist by 19-foot, 6-inch fly: One authorized for each tent or shelter when required to show medical use (to be lashed down over tent or shelter).
- (2) 4-foot hoist by 4-foot fly: One authorized for each medical unit or element for helipad identification.

c. The use and display of this flag is also governed by Federal statute (see 18 USC 706 and 36 USC 300106); the Geneva Convention for the Amelioration of the Condition of the Wounded and Sick in Armed Forces in the Field; the Geneva Convention for the Amelioration of the Condition of Wounded, Sick, and Shipwrecked Members of Armed Forces at Sea; and other sources of international law.




Figure 7–10. Convention of Geneva

7–8. Veterinary unit flag

The flag is white with an 18-inch hoist by 2-foot, 3-inch fly, on which is a green cross. The flag is authorized for veterinary field units and detachments (see fig 7–11).



Figure 7–11. Veterinary unit

7–9. Vessel flags

Vessel flags are the colors and the branch insignia of the applicable branch of service using the vessels (see figs 7–12 and 7–13). The flags are of the following sizes:

- a. 6-foot hoist by 8-foot fly.
- b. 4-foot hoist by 6-foot fly.
- c. 2-foot hoist by 3-foot fly.




Figure 7–12. Vessel flag (Signal)



Figure 7-13. Vessel flag (Transportation)

7-10. Tabards

- a. *Authorization.* Tabards are authorized for bands. Designs must be authorized by TIOH.
- b. *Description.* A tabard is of rayon banner cloth for attachment to the tubing of a herald trumpet.
 - (1) *Army bands.* The color and design of the tabard is individually approved by TIOH.
 - (2) *Reserve Officers' Training Corps bands.* The tabard is 1 foot, 2 inches high and 9 1/2 inches wide. The following designs are authorized, but both will not be used in the same band:
 - (a) The background of the tabard is silver gray with the institutional seal or device centered thereon. No lettering appears on the tabard unless it is a part of the seal or device. Cord and acorns are red.
 - (b) The background of the tabard is the institution colors; two colors arranged so that the parting line is in the horizontal center; three colors are arranged so that the parting lines divide the tabard into thirds horizontally. The seal or device is centered on the tabard regardless of the colors or the numbers of colors. Cord and acorns are the colors of the institution; two or more colors are intermixed.
 - (c) The tabard may be used on all occasions except in the field in time of war.
 - (d) Tabards are procured locally.

7-11. State and territorial flags

- a. *Sets and size.* A set of State and territorial flags contains a flag for each State, the District of Columbia, Commonwealth of Puerto Rico, Virgin Islands, Guam, American Samoa, and Northern Marianas. All flags are comparable in size by area, to 3-foot hoist by 4-foot fly, or 4-foot, 4-inch hoist by 5-foot, 6-inch fly.
- b. *Authorization.* One or more sets of State and territorial flags are authorized for—
 - (1) ACOMs.
 - (2) ASCCs.
 - (3) DRUs.
 - (4) U.S. Military Academy.
 - (5) Port commands.
 - (6) Training centers and service schools.
 - (7) Subordinate elements of ACOMs, ASCCs, and DRUs when authorized by the commanders.
- c. *Display.*
 - (1) State and territorial flags may be displayed, when approved by commands, on special occasions and holidays. Such displays must consist of all State and territorial flags. These flags are not authorized for display by individuals on military vehicles or in personal areas to include billets, bunkers, and tents. No individual is prohibited from the private possession of a flag. However, its display is not authorized in any manner that can be interpreted as representing the United States, its military units, or individuals as members of the Army.
 - (2) For display of State flags with the U.S. Flag, see chapter 2.
- d. *Procurement.* State and territorial flags will be obtained through local procurement.

7–12. United Nations flag

a. The United Nations flag will be displayed at U.S. Armed Forces installations only when high dignitaries of the United Nations visit on official duty, on other special occasions honoring the United Nations, or when authorized by the President of the United States.

b. When displayed with the flag of the United States, both flags will be the same approximate size and flown on the same level, with the flag of the United States in the position of honor on the right (observer's left facing the flag). Only when displayed at the United Nations headquarters will the United Nations flag be in a position of superior prominence to the flag of the United States as prescribed by 4 USC Chapter 1.

c. The United Nations flag will be carried by troops on occasions when the United Nations or its high dignitaries are honored. When carried, the United Nations flag will be on the marching left.

d. One banner rayon United Nations flag, 3-foot hoist by 4-foot fly, is authorized for headquarters as follows:

- (1) ACOMs.
- (2) ASCCs.
- (3) DRUs.
- (4) Armies.
- (5) Corps.
- (6) U.S. Military Academy.
- (7) U.S. Army elements of joint headquarters.

7–13. North Atlantic Treaty Organization flag

The flag is approximate in size to the flag with which it is flown. Use and display of the North Atlantic Treaty Organization flag is the same as the United Nations flag described in paragraphs 7–12*b* and 7–12*c*.

7–14. Foreign national flags

a. Sets of flags referred to in this paragraph consist of flags of nations which are members of the United Nations, except those for which recognition by the U.S. Government is limited to United Nations functions, a flag of the United Nations, and a flag of the host country if not a member of the United Nations.

b. One set of foreign national flags of bunting cloth, including a United Nations flag, is authorized for the following:

- (1) Offices of heads of Services.
- (2) ACOMs.
- (3) ASCCs.
- (4) DRUs.
- (5) Armies.
- (6) Corps.
- (7) U.S. Military Academy.
- (8) Army schools attended by foreign officers.
- (9) Port commands.
- (10) U.S. Army elements of Joint commands.
- (11) Overseas area commands where not otherwise provided for above.

c. In addition to the bunting flag set authorized above, one set of rayon flags of the same size and proportions as the bunting flags is authorized for the U.S. Army Military District of Washington.

d. Military assistance advisor groups, missions, and attaches are authorized one rayon banner cloth flag of the nation in which they are serving.

e. U.S. military personnel may carry flags of foreign nations in official military ceremonies when an official of that nation is present in an official capacity and is one for whom honors would normally be rendered.

f. Foreign national flags will be obtained through local procurement.

7–15. Non-heraldic items

The items below are non-heraldic items. Issue of these items is explained in CTA 50–970.

a. *Danger flags and streamers.* These indicate target ranges are in use. They signal danger as follows:

(1) *Range flag, red.* The red range flag is scarlet bunting, 2-foot hoist and 3-foot fly, reinforced on one end with olive drab webbing 1 inch wide. The reinforced piece has a 1 inch D-ring sewn at each end.

(2) *Range flag, white.* The white range flag is white cotton cloth with the same dimensions and construction as the danger flag prescribed in paragraph 7–15a(1).

(3) *Danger flag (vehicle).* The danger flag for vehicles is scarlet cotton cloth 18 inches square, with halyard loop and two 12-inch double tapes to attach to staff.

(4) *Ricochet flag.* The ricochet flag to warn of ricochet areas is white cotton cloth 2 feet square, with halyard loop and two 12-inch double tapes to attach to staff.

(5) *Danger streamer.* The streamer is scarlet bunting with 18-foot fly. The halyard end is 5 feet 9 3/8 inches wide, bound with olive drab webbing. A 1 1/2 inch D-ring with roller is sewn on each end. The lower edge of the streamer tapers for its full length to the fly end, which is 3 feet wide. Each streamer is provided with one halyard assembly of 30 feet of 7/32-inch linen sash cord and one No 5 screw eye.

b. International code.

(1) *Alphabetic flags.* The alphabetic flags (each flag signifying one letter of the alphabet) used for signaling purposes are of bunting in two sizes:

(a) Size No 6 — 2-foot, 11-inch hoist by 2-foot, 11-inch fly.

(b) Size No 8 — 21-inch hoist by 21-inch fly.

(c) *Numeral flags.* The numeral pennants (each pennant signifying one numeral) used for signaling purposes are bunting in two sizes:

(d) Size No 6 — 2-foot, 11-inch hoist by 2-foot, 11-inch fly.

(e) Size No 8 — 21-inch hoist by 21-inch fly.

(2) *Railroad flags.* Railroad flags are bunting 15-inch hoist by 17-inch fly in blue, green, red, yellow, or white.

(3) *Signaling flags (tank).* Signaling flags (tank) are made of bunting 16-inch hoist by 18-inch fly in green, red, or yellow (components of flag set M–238).

(4) *Convoy flags.* A marking flag designates the serial of a convoy. Convoy flags are 12-inch hoist by 18-inch fly, without fringe. The flag patterns are as follows:

(a) Serial commander's vehicle: a flag diagonally divided from the viewer's upper right to lower left, white and black with white uppermost (see fig 7–14).



Figure 7–14. Convoy flag (commander's)

(b) Leading vehicle: a blue flag (see fig 7–15).



Figure 7–15. Convoy flag (lead vehicle)

(c) Rear vehicle: a green flag (see fig 7–16).



Figure 7–16. Convoy flag (rear vehicle)

(d) Airfield vehicle flags: a distinctive marking flag for vehicles operating on airfields. Flags and markings for airfield vehicles are a minimum of 3-foot hoist by 3-foot fly without fringe. The flag background is an alternating orange and white checked pattern, each check 12 inches square (see fig 7–17).




Figure 7–17. Airfield vehicle flag

(5) *Marking pennant.* A pennant for marking the turning point or limitations of parade grounds, 10-inch hoist by 15-inch fly, of bunting material. The pennant is divided into four triangles, two blue triangles to hoists, a red triangle in the fly tip, the three separated by a white reversed triangle (see fig 7–18).




Figure 7–18. Marking pennant flag

(6) *Flags for training aid maneuvers.* Cotton bunting, 2-foot hoist by 2-foot fly. Flags are in solid colors of black, green, orange, scarlet, ultramarine blue, white, and yellow.

Chapter 8

Flagstaffs and Flagstaff Heads (Finials)

8–1. Flagstaff

The flagstaff is the staff on which a color, distinguishing flag, or guidon is carried or displayed. Authorized flagstaff lengths for the following size flags are as follows:

- a. Flagstaff of national flags are the same length as flagstaffs of accompanying flags in paragraphs 2–4b, 2–4c, and 2–4d.
- b. Flagstaffs for President of the U.S. flag are 10 feet, 3 inches and 7 feet, 9 inches.
- c. Flagstaffs for positional colors, distinguishing flags, and organizational colors are 9 feet, 6 inches or 8 feet. The flagstaff for all flags in a display will be the same length.
- d. Flagstaffs for general officers flags are 8 feet.
- e. Flagstaffs for guidons are 8 feet.
- f. Flagstaffs for markers and marking pennants are 7 feet.
- g. Flagstaffs for automobile flags are of sufficient height that when mounted the lower edge of the flag will fly about 1 inch higher than the crest of the automobile's hood. Flagstaffs normally are mounted on the inside of the right bumper support. When this is not possible, the nearest location that does not interfere with the right headlight beam is used. These flagstaffs are not stocked by the Army and are to be improvised locally.

8–2. Flagstaff head (finial)

The flagstaff head (finial) is the decorative ornament at the top of a flagstaff. This does not restrict the display of a State flag from a staff bearing a State device when national and other State flags are displayed from adjacent flagstaffs; however, the Army does not provide such devices. Only the following finials are authorized on the flag used by Army organizations:

- a. Eagle (Presidential flagstaffs) (see fig 8–1).




Figure 8–1. Finial (eagle)

- b. Spearhead (the spearhead is the only device used with Army flags) (see fig 8–2).

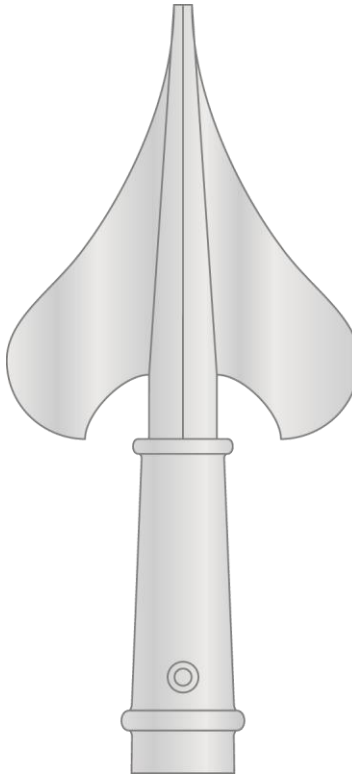


Figure 8–2. Finial (spearhead)

c. Acorn (markers and marking pennants flagstaffs) (see fig 8–3).

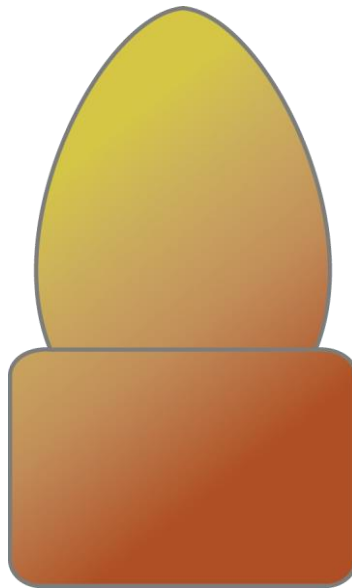


Figure 8–3. Finial (acorn)

d. Ball (outdoor wall mounted for advertising or recruiting) (see fig 8–4).




Figure 8–4. Finial (ball)

8–3. Installation flagpoles

The decorative ornament to be displayed at the top of an installation flagpole is the ball.

Chapter 9 Streamers

9–1. Authorization

a. The following streamers are authorized:

- (1) U.S. and foreign decoration streamers.
- (2) Infantry, medical, and combat action streamers.
- (3) Safety excellence streamer.
- (4) Campaign streamers.
- (5) War service streamers.
- (6) ROTC affiliation streamers.

b. Streamers are awarded—

(1) In recognition of a display of heroism or meritorious service that is the result of a group effort or to indicate campaign or war service (see AR 600–8–22 and AR 870–5).

(2) For active Federal military service in recognition of campaign participation by company size units (see AR 600–8–22 and AR 870–5).

(3) For active Federal military service to a unit authorized a guidon to recognize war service credit only when the unit is not authorized a streamer for a named campaign for service in the same theater or area of operations during the same war or conflict (see AR 600–8–22).

9–2. Restrictions

a. A unit that is not authorized a distinguishing flag, organizational color, or guidon will not be awarded a streamer even though the unit meets all the requirements in AR 600–8–22.

b. Only streamers authorized by AR 600–8–22 or by special DA authorization will be attached to the staff of a distinguishing flag, organizational color, or guidon.

9–3. Supply

a. Unit decoration streamers, campaign streamers, war service streamers, and foreign awards, including fourragères or lanyards, require verification of entitlement prior to requisitioning. Verification may be obtained by a written request for a Lineage and Honors Certificate, statement of service, or verification of

entitlement from the Director, U.S. Army Center of Military History (AAMH–FPO), 102 Fourth Avenue, Fort McNair, Washington, DC 20319–5060.

b. Requisitions will be submitted to U.S. Army Tank-Automotive and Armaments Command, Clothing and Heraldry Office, Product Support Integration Directorate, 700 Robbins Avenue, P.O. Box 57997, Philadelphia, PA 19111–7997, for approval and supply. The requisition should be accompanied by a copy of the Lineage and Honors Certificate or statement of service or other verification provided by the U.S. Army Center of Military History and should include the specific designation of the requiring unit and appropriate inscriptions (for example, name of campaign, war, country). Requisitions for the streamer set for display on the Army flag will indicate the unit authorized an Army flag and annotate “for display on the Army flag.”

9–4. Display

a. A TOE unit authorized a distinguishing flag or organizational color will indicate each decoration, campaign participation credit, or war service credit by display of a streamer, and on ceremonial occasions a display of a fourragère or lanyard, if authorized, on the flagstaff.

b. A TOE unit authorized a guidon will indicate each decoration or campaign participation credit by a streamer and on ceremonial occasions a display of a fourragères or lanyard, if authorized, on the guidon staff.

c. A TDA unit is not normally authorized to display streamers. TDA units may, however, be authorized to display unit awards authorized by the U.S. Army Center of Military History.

d. Streamers are attached to a streamer set attachment and placed immediately below the spearhead as a component part of organizational colors, distinguishing flags, guidons, and the Army flag (see fig 9–1).



Figure 9–1. Display of streamers

e. Streamers will be displayed on organizational colors, distinguishing flags, and guidons in the order they were earned and will be arranged counterclockwise with the unit awards being intermingled with the campaigns. Campaign streamers have precedence over unit awards.

f. A complete set of campaign streamers is displayed on the Army Ceremonial flag. This set represents all campaigns which Army units participated in as a unit (see table 4–1).

9–5. Arrowhead device

A bronze arrowhead, 1 1/4 inches high and 5/8 inches wide, commemorating an assault operation is centered on the streamer 3/4 inch from the first letter of the inscription (see AR 600–8–22 for requirements) (see fig 9–2).




Figure 9–2. Arrowhead

9–6. Earned honor device

The earned honor device perpetuates regimental honors within the Combat Arms and the U.S. Army Regimental System. It allows each color-bearing and guidon-bearing element of the regiment to identify its own contributions to regimental history and tradition. The earned honor device is placed on the streamer of the earning unit. The earned honor device is a wreath 1 1/8 inches in diameter, in the same color as the streamer inscription. The device is centered on the streamer so that its outer edge is 2 inches from the V of the swallow-tail (see fig 9–3).



Figure 9–3. Earned honor device

9–7. Description

- a. Streamers are authorized in three sizes as follows:
- b. Two and three-fourths inch hoist by 4-foot fly, for display with the U.S. Army Ceremonial flag and with the organizational color of the 1st Battalion, 3d Infantry.

- c. Two and three-fourths inch hoist by a 3-foot fly for display with distinguishing flags and organizational colors. This size is also displayed on the U.S. Army Display flag.
- d. One and three-eighths inch hoist by a 2-foot fly for display of unit decorations or awards on guidons.
- e. Letters and numerals required for inscriptions on streamers for display with flags are 1 1/4 inches high. For guidons, letters and numerals are 5/8 inch high.

9-8. U.S. unit decoration streamers

a. Streamers will be the same colors as the corresponding unit decoration ribbon. The appropriate inscription, as determined by the U.S. Army Center of Military History will be embroidered on the streamer. A separate streamer will be furnished for each award.

b. Listed below are those unit awards which Army units have received and are authorized to display. For a full list of unit awards Army units and personnel are eligible to receive, see AR 600-8-22.

c. The following dimensions of stripes are for streamers displayed with flags and organizational colors. For streamers displayed with guidons, the dimensions of stripes are one-half those listed for flags.

(1) *Presidential Unit Commendation (Army) (Air Force)*. A blue streamer with the name of the inscription in white (see fig 9-4).



Figure 9-4. Presidential Unit Commendation (Army) (Air Force)

(2) *Presidential Unit Commendation (Navy)*. A streamer consisting of an 11/16 inch blue stripe, a 1 3/8 inch gold stripe, and an 11/16 inch scarlet stripe. The name of the inscription will be in white (see fig 9-5).



Figure 9-5. Presidential Unit Commendation (Navy)

(3) *Valorous Unit Award*. A streamer with nine stripes taken from the center design of the Valorous Unit Award as follows: 3/16 inch blue, 3/32 inch white, 7/16 inch blue, 7/16 white, 7/16 inch red, 7/16 inch white, 7/16 inch blue, 3/32 inch white, and 3/16 inch blue. The inscription will be in yellow (see fig 9-6).



Figure 9-6. Valorous Unit Award

(4) *Air Force Gallant Unit Commendation*. A streamer with the following stripes: 1/4 inch old glory red, 11/16 inch old glory blue, 1/4 inch white, 3/8 inch old glory red, 1/4 inch white, 11/16 inch old glory blue, and 1/4 inch old glory red (see fig 9-7).



Figure 9-7. Air Force Gallant Unit Commendation

(5) *Navy Unit Commendation*. A streamer with the following stripes: 1/4 inch blue, 1/4 inch yellow, 1/4 red, 1 1/4 inch green, 1/4 inch red, 1/4 inch yellow, and 1/4 inch blue. The inscription will be in white (see fig 9-8).



Figure 9-8. Navy Unit Commendation

(6) *Meritorious Unit Commendation (Army)*. A scarlet streamer with the inscription embroidered in white. When two or more awards of the Meritorious Unit Commendation have the same inscription, service dates of the awards may be added to distinguish between the commendations (see fig 9-9).



Figure 9-9. Army Meritorious Unit Commendation

(7) *Air Force Meritorious Unit Award*. A streamer with the following stripes: 1/4 inch old glory red, 1/16 inch white, 1/4 inch old glory red, 7/16 inch white; 3/4 inch old glory blue, 7/16 inch white, 1/4 inch old glory red, 1/16 inch white, and 1/4 inch old glory red (see fig 9-10).



Figure 9-10. Air Force Meritorious Unit Award

(8) *Meritorious Unit Commendation (Navy)*. A streamer with the following stripes: 13/16 inch green, 1/8 inch Air Force yellow, 3/16 inch ultramarine blue, 1/8 inch Air Force yellow, 1/4 inch scarlet, 1/8 inch Air Force yellow, 3/16 inch ultramarine blue, 1/8 inch Air Force yellow, and 13/16 inch green (see fig 9-11).



Figure 9-11. Navy Meritorious Unit Commendation

(9) *Coast Guard Unit Commendation*. A streamer with the following stripes: 1/4 inch ultramarine blue, 1/4 inch Air Force yellow, 1/4 inch cardinal red, 17/32 inch myrtle green, 3/16 inch white, 17/32 inch myrtle green, 1/4 inch cardinal red, 1/4 inch Air Force yellow, and 1/4 inch ultramarine blue (see fig 9-12).



Figure 9-12. Coast Guard Unit Commendation

(10) *Army Superior Unit*. A streamer with the following stripes: 1 1/16 inch scarlet, 1/16 inch yellow, 1/2 inch green, 1/16 inch yellow, and 1 1/16 inch scarlet. The inscription will be in white (see fig 9-13).



Figure 9-13. Army Superior Unit

(11) *Air Force Outstanding Unit*. A streamer with the following stripes: 1/4 inch red, 1/8 inch white, 3/4 inch dark blue, 1/8 inch white, 1/4 inch red, 1/8 inch white, 3/4 inch dark blue, 1/8 inch white, 1/4 inch red. The inscription will be in white (see fig 9-14).



Figure 9-14. Air Force Outstanding Unit

9-9. Foreign decoration streamers

a. The streamer will be in the same colors as the ribbon of the decoration. The appropriate inscription, as determined by the U.S. Army Center of Military History, will be embroidered on the streamer. A separate streamer will be furnished for each award.

b. The following stripes dimensions are for streamers displayed with distinguishing flags and organizational colors. The dimensions of stripes for streamers displayed on guidons will be one-half those listed for flags.

(1) *French Croix de Guerre World War I*. A streamer with stripes of 1/8 inch red, 5/16 inch green, 1/8 inch red, 5/16 inch green, 1/8 inch red, 5/16 inch green, 1/8 inch red, 5/16 inch green, 1/8 inch red, 5/16 inch green, 1/8 inch red. The star or palm is centered on the streamer between the hoist end and the first letter of the inscription. The inscription is golden yellow (see fig 9-15).



Figure 9-15. French Croix de Guerre, World War I

(2) *French Croix de Guerre World War II*. A streamer with stripes of 11/16 inch red, 1/4 inch green, 1/8 inch red, 1/4 inch green, 1/8 inch red, 1/4 inch green, 1/8 inch red, 1/4 inch green, and 11/16 inch red. The star or palm is centered on the streamer between the hoist end and the first letter of the inscription. The inscription is golden yellow (see fig 9-16).



Figure 9-16. French Croix de Guerre, World War II

(3) *French Medaille Militaire*. A yellow streamer 1 7/8 inches with a 7/16 inch green stripe on each edge. The inscription is scarlet (see fig 9-17).



Figure 9-17. French Medaille Militaire

(4) *Belgian Croix de Guerre*. A streamer with stripes of 3/16 inch pimento, 1/16 inch green, 3/16 inch pimento, 1/16 inch green, 3/16 inch pimento, 1/16 inch green, 1 1/4 inch pimento, 1/16 inch green, 3/16 inch pimento, 1/16 inch green, 3/16 inch pimento, 1/16 inch green, and 3/16 inch pimento. The palm is

centered between the hoist end and the first letter of the inscription. The inscription is white (see fig 9–18).



Figure 9–18. Belgian Croix de Guerre

(5) *Luxembourg Croix de Guerre*. A streamer with stripes of 7/32 inch yellow, 1/2 inch blue, 3/16 inch yellow, 3/8 inch blue, 3/16 inch yellow, 3/8 inch blue, 3/16 inch yellow, 1/2 inch blue, and 7/32 inch yellow. The inscription is white (see fig 9–19).



Figure 9–19. Luxembourg Croix de Guerre

(6) *Philippine Presidential Unit Citation*. A streamer with stripes of 29/32 inch ultramarine blue, 15/16 inch white, and 29/32 inch Old Glory red. The inscription is golden yellow (see fig 9–20).



Figure 9–20. Philippine Presidential Unit Citation

(7) *Croce al Merito di Guerra (Italy)*. A streamer with stripes of 5/8 inch blue, 7/16 inch white, 3/8 inch blue, 7/16 inch white, and 5/8 inch blue. The inscription is golden yellow (see fig 9–21).



Figure 9–21. Croce al Merito di Guerra (Italy)

(8) *Military Order of William (Netherlands)*. A streamer with stripes of 13/32 inch yellow, 11/32 inch blue, 1 1/4 inches yellow, 11/32 inch blue, and 13/32 inch yellow. The inscription is dark blue (see fig 9–22).



Figure 9–22. Military Order of William (Netherlands)

(9) *Ordem da Torre e Espada (Portugal) (Order of the Tower and Sword)*. Streamer is oriental blue. The inscription is golden yellow (see fig 9–23).

FRANCE

Figure 9–23. Ordem da Torre and Espada (Portugal) (Order of the Tower and Sword)

(10) *Republic of Korea Presidential Unit Citation*. A streamer with stripes of 13/32 inch green, 1/32 inch white, 1/32 inch red, 1/32 inch white, 1/32 inch red, 1/32 inch white, 1/32 inch green, 1 9/16 inch white, 1/32 inch green, 1/32 inch white, 1/32 inch red, 1/32 inch white, 1/32 inch red, 1/32 inch white, and 13/32 inch green. Centered 5 inches from the hoist is the Korean Taeguk in red and blue with red uppermost, 2 inches in diameter. The inscription is dark blue (see fig 9–24).



Figure 9–24. Republic of Korea Presidential Unit Citation

(11) *Chryssoun Aristion Andrias (Bravery Gold Medal of Greece)*. A streamer with stripes of 21/32 inch Brittany blue, 7/16 inch white, 9/16 inch Brittany blue, 7/16 inch white, and 21/32 inch Brittany blue. The inscription is golden yellow (see fig 9–25).



Figure 9–25. Chryssoun Aristion Andrias (Bravery Gold Medal of Greece)

(12) *Republic of Vietnam Cross of Gallantry*. A streamer with stripes of 3/4 inch red, 1 1/4 inches yellow, and 3/4 inch red. Eight pairs of thin red lines are on the yellow stripes. The palm or star is centered between the hoist end of the streamer and the first letter of the inscription. The inscription is white (see fig 9–26).



Figure 9–26. Republic of Vietnam Gallantry Cross

(13) *Republic of Vietnam Civil Actions*. Streamer with stripes of 5/32 inch green, 3/8 inch pimento, 3/4 inch green, 1/32 inch pimento, 1/8 inch green, 1/32 inch pimento, 3/4 inch green, 3/8 inch pimento, and 5/32 inch green. The palm is centered between the hoist end and the first letter of the inscription. The inscription is white (see fig 9–27).



Figure 9–27. Republic of Vietnam Civil Actions

9–10. Infantry and medical streamers

Combat infantry, expert infantry, combat medical, expert medical, and combat action streamers are awarded to a unit when the requirements in AR 600–8–22 have been met. Stripe dimensions in the following descriptions are for streamers displayed with flags. For streamers displayed with guidons, the stripe dimensions are one-half those given for flags.

a. Combat infantry.

(1) *First award.* A white streamer with “Combat Infantry Brigade,” “Combat Infantry Battalion,” “Combat Infantry Company,” or “Combat Infantry Platoon” embroidered in blue (see fig 9–28).



Figure 9–28. Combat Infantry (First Award)

(2) *Additional awards.* A blue star, 1 1/2 inches in diameter, is embroidered on the combat infantry streamer. The first star is placed 1 1/2 inches after the last letter on the streamer and each additional star is placed so that the stars are spaced 1 inch apart (see fig 9–29).



Figure 9–29. Combat Infantry (additional awards)

b. *Expert infantry.* A white streamer with “Expert Infantry Brigade,” “Expert Infantry Battalion,” “Expert Infantry Company,” or “Expert Infantry Platoon” embroidered in blue (see fig 9–30).



Figure 9–30. Expert Infantry

c. *Combat medical streamer.* A maroon streamer with a white stripe on each edge 1/16 inch wide, with “Combat Medical Brigade,” “Combat Medical Battalion,” or “Combat Medical Company” embroidered in white (see fig 9–31).



Figure 9–31. Combat medical

d. *Expert medical streamer.* A maroon streamer with a white stripe on each edge 1/16 inch wide with “Expert Medical Brigade,” “Expert Medical Battalion,” or “Expert Medical Company” embroidered in white (see fig 9–32).



Figure 9–32. Expert medical

e. *Combat action streamer.* A black streamer with “Combat Action Brigade,” “Combat Action Battalion,” “Combat Action Squadron,” “Combat Action Troop,” “Combat Action Company,” or “Combat Action Platoon” embroidered in yellow (see fig 9–33).

COMBAT ACTION BATTALION

Figure 9–33. Combat action

9–11. Campaign Streamers

Streamers for various wars and yarn colors for embroidery of inscriptions are as described below. Inscriptions, arrowheads, and earned honor devices are prescribed in AR 600–8–22 (see table 4–1 for list of campaign streamers).

a. *Revolutionary War*. A scarlet streamer with a 1/2 inch center white stripe. The inscription is golden yellow (see fig 9–34).



Figure 9–34. Revolutionary War

b. *War of 1812*. A scarlet streamer with two 3/8 inch white stripes 1/2 inch apart. The inscription is golden yellow (see fig 9–35).



Figure 9–35. War of 1812

c. *Mexican War*. A green streamer with 1/2 inch center white stripe. The inscription is golden yellow (see fig 9–36).



Figure 9–36. Mexican War

d. *Civil War (Federal Service)*. A streamer divided horizontally with blue above gray. The inscription is golden yellow (see fig 9–37).



Figure 9–37. Civil War (Federal Service) (Union)

e. *Indian Wars*. A streamer with stripes of 1/2 inch scarlet, 3/4 inch black, 1 inch scarlet, 3/8 inch black, and 1/2 inch scarlet. The inscription is golden yellow (see fig 9–38).



Figure 9–38. Indian Wars

f. *War with Spain*. A streamer with stripes of 1/4 inch yellow, 3/4 inch blue, 3/4 inch yellow, 3/4 inch blue, and 1/4 inch yellow. The inscription is scarlet (see fig 9–39).



Figure 9-39. War with Spain

g. *China Relief Expedition*. A yellow streamer with a 1/8 inch blue border at the top and bottom. The inscription is blue (see fig 9-40).



Figure 9-40. China Relief Expedition

h. *Philippine Insurrection*. A streamer with stripes of 1/8 inch blue, 5/8 inch red, 1 1/4 inches blue, 5/8 inch red, and 1/8 inch blue. The inscription is golden yellow (see fig 9-41).



Figure 9-41. Philippine Insurrection

i. *Mexican Expedition*. A streamer with stripes of 1/4 inch green, 3/4 inch yellow, 3/4 inch blue, 3/4 inch yellow, and 1/4 inch green. The inscription is white (see fig 9-42).



Figure 9-42. Mexican Expedition

j. *World War I*. A streamer with two rainbows (blend colors from top to center and from bottom to center) divided by a red center stripe. The inscription is white (see fig 9-43).



Figure 9-43. World War I

k. *World War II American Theater*. A streamer with stripes of 3/8 inch blue, 1/8 inch white, 1/8 inch black, 1/8 inch red, 1/8 inch white, 3/8 inch blue, 1/4 inch triparted blue, white, and red, 3/8 inch blue, 1/8 inch white, 1/8 inch red, 1/8 inch black, 1/8 inch white, and 3/8 inch blue. The inscription is golden yellow (see fig 9-44).



Figure 9-44. World War II American Theater

l. *World War II Asiatic Pacific Theater*. A streamer with stripes of 3/8 inch yellow, 1/8 inch white, 1/8 inch red, 1/8 inch white, 1/2 inch yellow, 1/4 inch triparted blue, white, and red, 1/2 inch yellow, 1/8 inch white, 1/8 inch red, 1/8 inch white, and 3/8 inch yellow. The arrowhead is used when authorized. The inscription is blue (see fig 9-45).



Figure 9-45. World War II Asiatic Pacific Theater

m. World War II European-African-Middle Eastern Theater. A streamer with stripes of 3/8 inch brown, 1/8 inch green, 1/8 inch white, 1/8 inch red, 1/2 inch green, 1/4 inch triparted blue, white, and red, 1/2 inch green, 1/8 inch white, 1/8 inch black, 1/8 inch white, and 3/8 inch brown. The arrowhead is used when authorized. The inscription is golden yellow (see fig 9-46).



Figure 9-46. World War II European-African-Middle Eastern Theater

n. Korean War. A light blue streamer edged top and bottom with a 1/16 inch white border and with a 1/4 inch white center stripe. The arrowhead is used when authorized. The inscription is golden yellow (see fig 9-47).



Figure 9-47. Korean War

o. Vietnam Service. A streamer with the pattern of the Vietnam Service Medal ribbon with stripes of 1/4 inch green, 5/8 inch yellow, 1/8 inch red, 5/16 inch yellow, 1/8 inch red, 5/16 inch yellow, 1/8 inch red, 5/8 inch yellow, and 1/4 inch green. The inscription is white (see fig 9-48).



Figure 9-48. Vietnam Campaign

p. Armed Forces Expeditions. A streamer with the pattern of the Armed Forces Expeditionary Medal ribbon with stripes of 3/16 inch green, 3/16 inch yellow, 3/16 inch brown, 3/16 inch black, 7/16 inch blue, 1/8 inch ultramarine blue, 1/8 inch white, 1/8 inch scarlet, 7/16 inch blue, 3/16 inch black, 3/16 inch brown, 3/16 inch yellow, 3/16 inch green. The inscription is white. The Armed Forces Expeditionary streamer is used to reflect campaign credit participation in the Dominican Republic, Grenada, Panama, and Somalia (see fig 9-49).



Figure 9-49. Armed Forces Expeditions

q. Southwest Asia. A streamer with the pattern of the Southwest Asia Service Medal ribbon with stripes of 1/8 inch black, 1/4 inch chamois, 1/8 inch blue, 1/8 inch white, 1/8 inch red, 3/8 inch chamois, 3/16 inch green, 1/8 inch black, 3/16 inch green, 3/8 inch chamois, 1/8 inch red, 1/8 inch white, 1/8 inch blue, 1/4 inch chamois, and 1/8 inch black. The inscription is white (see fig 9-50).



Figure 9-50. Southwest Asia Service

r. *Kosovo*. A streamer with the pattern of the Kosovo Campaign Medal ribbon with stripes of 1 inch old glory blue, 7/32 inch scarlet, 5/16 inch white, 7/32 inch old glory blue, and 1 inch scarlet. The inscription is yellow (see fig 9-51).



Figure 9-51. Kosovo Campaign

s. *War on Terrorism-Global War on Terrorism Expeditionary*. A streamer with the pattern of the Global War on Terrorism Expeditionary Medal ribbon with stripes of 5/16 inch bluebird, 3/16 inch old glory blue, 1/8 inch white, 3/16 inch old glory blue, 1/8 inch bluebird, 1/8 inch golden yellow, 1/8 inch bluebird, 3/8 inch scarlet, 1/8 inch bluebird, 1/8 inch golden yellow, 1/8 inch bluebird, 3/16 inch old glory blue, 1/8 inch white, 3/16 inch old glory blue, and 5/16 inch bluebird. The inscription is yellow (see fig 9-52).



Figure 9-52. Global War on Terrorism Expeditionary Campaign

t. *War on Terrorism-Afghanistan*. A streamer with the pattern of the Afghanistan Campaign Medal ribbon with stripes of 5/32 inch emerald, 3/8 inch scarlet, 1/4 inch black, 7/16 inch white, 1/16 inch scarlet, 1/16 inch white, 1/16 inch old glory blue, 1/16 inch white, 1/16 inch scarlet, 7/16 inch white, 1/4 inch black, 3/8 inch scarlet, and 5/32 inch emerald. The inscription is yellow (see fig 9-53).



Figure 9-53. Afghanistan Campaign

u. *War on Terrorism-Iraq*. A streamer with the pattern of the Iraq Campaign Medal ribbon with stripes of 5/16 inch scarlet, 1/8 inch white, 1/16 inch green, 1/8 inch white, 5/16 inch black, 7/8 inch chamois, 5/16 inch black, 1/8 inch white, 1/16 inch green, 1/8 inch white, and 5/16 inch scarlet. The inscription is scarlet (see fig 9-54).



Figure 9-54. Iraq Campaign

9-12. War service streamers

A war service streamer is awarded to a flag-bearing or guidon-bearing organization for service in a theater or area of operations during a war or conflict when the organization is not entitled to campaign credit. The war service streamer is identical to the applicable campaign streamer, but without inscription (see fig 9-55).



Figure 9–55. War Service Streamer

9–13. Safety excellence streamer

A green ribbon with two white stripes and a white embroidered inscription “Safety Excellence” is authorized to indicate accident prevention measures and success (see fig 9–56).



Figure 9–56. Safety Excellence Streamer

9–14. Streamers for Army rifle and pistol teams

Streamers are of the same material as the guidons and are authorized in the following colors: blue, gray, red, green, gold, silver, maroon, purple, brown, and orange.

9–15. Streamers for Reserve Officers’ Training Corps affiliation

ROTC unit affiliated to Signal, Ordnance, or Engineer branches may display a branch color streamer on the school flag when approved by the proponent of the branch of the Active Army. Inscription will be “(Branch)-ROTC Affiliation” in white (see fig 9–57).



Figure 9–57. Reserve Officers’ Training Corp affiliation

9–16. Disposition

a. Active table of organization and equipment units. Unserviceable streamers will be numbered and retained in a repository in the organization to which it belongs as long as the organization remains in an active status.

b. Active table of organization and equipment units that have been redesignated. The unserviceable streamers of active TOE units that have been redesignated but not inactivated must be retained by the organization or the lineal descendant of the unit as mementos of service for as long as the unit remains in active status.

Chapter 10

Supply, Maintenance, Disposition, and Replacement

10–1. Supply

a. General. All flags, guidons, and accessories in this regulation will be furnished by the U.S. Army Tank-Automotive and Armaments Command, Clothing and Heraldry Office, Product Support Integration Directorate, 700 Robbins Avenue, P.O. Box 57997, Philadelphia, PA 19111–7997, unless otherwise indicated. DD Form 1348–6 (DoD Single Line Item Requisition System Document) may be submitted online at <https://heraldry.army.mil/>. Requisitioning procedures and other supply guidance may be obtained from the U.S. Army Tank-Automotive and Armaments Command, Clothing and Heraldry Office. All items will be manufactured in accordance with official drawings and specifications furnished by the Director, TIOH. The U.S. Army Tank-Automotive and Armaments Command, Clothing and Heraldry Office is authorized to cancel requisitions for any item not covered by this regulation or authorized by TIOH.

b. Local procurement. If the U.S. Army Tank-Automotive and Armaments Command, Clothing and Heraldry Office cannot provide a flag or guidon by the required delivery date, the senior commander may

authorize local purchase. If the senior commander determines that the item may be procured locally, the installation establishes the procedures on type of purchase (for example, credit card or contract).

c. *Requisitions.* Requisitions with citation of appropriate fund code should be submitted according to procedures in AR 725–50.

d. *Controlled items.*

(1) Colors for certain civilian and military personnel, general officer items, organizational colors, distinguishing flags, ROTC institutional colors, guidons, and streamers are controlled items in Federal Supply Category 8345. A separate requisition for each of these items is required. The requisitions should be submitted online at <https://heraldry.army.mil/>.

(2) Flags and automobile plates for general officers will be furnished by the U.S. Army Tank-Automotive and Armaments Command, Clothing and Heraldry Office as prescribed in AR 725–1. Automobile flags are issued only upon specific request by the general officer.

(3) To expedite supply, the following information must be shown on requisitions for controlled items:

(a) The official designation of the requiring unit.

(b) The correct inscription for streamers as determined by the U.S. Army Center of Military History. The accessories, if applicable and required, such as a flagstaff, streamer set attachments, or streamers should be requisitioned at the same time. A copy of the Lineage and Honors Certificate or other verification of entitlement provided by the U.S. Center of Military History will accompany the requisition.

e. *Uncontrolled items.* Requisitions for uncontrolled items in Federal Supply Category 8345 will be submitted through regular supply channels online at <https://heraldry.army.mil/>. A citation of funds is necessary to requisition these items.

f. *Stocked items.* All stocked items are available at <https://piee.eb.mil/>.

10–2. Standby items for visiting dignitaries

a. The items shown in table 10–1 are authorized for each ACOM, ASCC, and DRU and each CONUS command at standby to be used for visiting dignitaries.

b. Commands authorized standby stockage may lend items as required to subordinate installations or activities not authorized these items.

c. Standby items other than those specified above are authorized only by specific approval of TIOH.

Table 10–1
Command authorization for flags and plates

Item	Authorized for ACOMs, ASCCs, and DRUs	Military District of Washington
Positional colors		
Secretary of the Army		1
Under Secretary of the Army		1
Chairman, JCS		1
Vice Chairman, JCS		1
Chief of Staff, U.S. Army		1
Vice Chief of Staff, U.S. Army		1
Individual flags		
General	1	1
Lieutenant general	1	1
Major general	1	1
Brigadier general	1	1
SES	1	1
Scientific and professional	1	1

Table 10–1
Command authorization for flags and plates—Continued

Senior level	1	1
Automobile flags		
Secretary of Defense		1
Automobile plates		
Secretary of Defense		1
Secretary of the Army		1
Under Secretary of the Army		1
Chairman, JCS		1
Vice Chairman, JCS		1
Chief of Staff, U.S. Army		1
Vice Chief of Staff, U.S. Army		1
General		2
Lieutenant general		2
Major general		4
Brigadier general		4

10–3. Care of flags

a. General. All flags and colors manufactured of rayon banner cloth will be rolled carefully on a cardboard tube and wrapped with tissue paper. Under no circumstances will these flags and colors be folded or jammed into a tube. Flags, colors, guidons, and streamers will never be rolled on the staff while wet or damp but will be hung flat until dry. When flags are not in use, they will be cased. Cases made of duck cloth, in accordance with the latest revision of specification MIL–C–3680C are as follows:

- (1) Type I — President of the U.S. flag.
- (2) Type II — Individual and organizational color 4-foot, 4-inch hoist by 5-foot, 6-inch fly.
- (3) Type III — Individual and organizational colors 3-foot hoist by 4-foot fly.
- (4) Type IV — Automobile flags.
- (5) Type V — Guidons.
- (6) Type VI — U.S. Army flags.

b. Shipment. To ensure safe delivery in shipping rayon banner cloth flags or colors, they must be rolled on a cardboard tube, covered carefully with tissue paper, heavily wrapped and tied, and marked legibly.

c. Preservation. Flags, especially those manufactured of rayon banner cloth, are expensive items of equipment. To obtain maximum service, particular attention will be given to their preservation. Rayon banner cloth flags will not be displayed outdoors except during ceremonies. They will be thoroughly protected from moisture and dust, which cause brittleness or rot. There are not prescribed methods to prepare, treat, mount, or display flags retained for historic purposes.

d. Cleanings. Serviceable flags that have become soiled or water-stained may be cleaned in the manner best suited for the flag material. Water-stained rayon banner cloth will first be dry cleaned. If spots remain, flag may be laundered in warm water with a mild detergent. When completely dry, it should be pressed on a standard steam press. Indoor flags should be handled individually and in a dignified manner. They should not be mingled with other articles being cleaned or laundered. Flags are not to be returned for cleaning to the U.S. Army Tank-Automotive and Armaments Command, Clothing and Heraldry Office.

10-4. Replacement

a. The flags now in the possession of organizations will be used until no longer serviceable. When replacement is made, the size and design of the replacement will be as prescribed in this regulation.

b. When rayon U.S. National flags, U.S. Army flags, Army Field flags, organizational colors, distinguishing flags, guidons, and streamers of active units become unserviceable, they are not to be returned to the U.S. Army Tank-Automotive and Armaments Command, Clothing and Heraldry Office for repair. The items must be certified unserviceable by the commander, head of office, or designated official. Requisitions for replacement items will bear the certifier's certificate stating, "Items previously issued were found unfit for service by the organization to which they belong," and "Replacement is required due to fair wear and tear." The remarks block of the requisition must show the official designation of the organization and headquarters or office requesting the item. Funded requisitions are required for the U.S. National flag, the U.S. Army flag, and the Army Field flag.

10-5. Disposition of flags and guidons

a. *Demobilized organizations.*

(1) The Secretary of the Army has the authority to dispose of colors, standards, and guidons of demobilized Army organizations as follows:

(a) Those brought into Federal service by the ARNG of a State will be returned to that State upon request of its Governor.

(b) Those that cannot be returned under paragraph 10-5a(1)(a) may, upon request of its Governor, be sent to the State that, as determined by the Secretary of the Army, furnished the majority of members of the organization when it was formed.

(c) Those that cannot be returned or sent under paragraphs 10-5a(1)(a) and 10-5a(1)(b) will be delivered to U.S. Army Tank-Automotive and Armaments Command, Clothing and Heraldry Office for such national use as the Secretary of the Army may direct.

(2) Title to colors, standards, and guidons of demobilized organizations of the Army remains with the U.S. Government.

(3) No color, standard, or guidon may be disposed of under this section unless provisions that are satisfactory to the Secretary of the Army have been made for its preservation and care (see 10 USC 7565).

b. *Flags captured in war.* Statutory authority of disposition of flags captured in war is as follows:

(1) "The Congress shall have Power to...make Rules concerning Captures on Land and Water" (see Article 1, Section 8, Clause 11, U.S. Constitution).

(2) All flags, standards, and colors taken by the Army from enemies of the United States will be sent to the Secretary of the Army (the Administrative Assistant to the Secretary), Washington, DC 20310-0105 (see 10 USC 7714).

10-6. Exhibit of historic flags

a. The policy in this regulation will govern the exhibit of historic colors, distinguishing flags, guidons, and such streamers as are integral parts of organizations on the inactive list of the Army (see AR 735-5 for policy pertaining to accountability and responsibility).

b. Commanders are encouraged to retain organizational flags of units in process of inactivation or to withdraw flags from historical storage at the U.S. Army Center of Military History. Public exhibit of such flags will stimulate and perpetuate unit and public interest in the history and traditions of the Army. Requests for above items for the purpose of exhibit will be addressed to the U.S. Army Center of Military History, Museum Division (AAMH-MDM), 102 Fourth Avenue, Building 35, Fort McNair, Washington, DC 20319-5060. Each request will contain a detailed statement including the following:

- (1) List of items desired.
- (2) Positive identification of each item by the organization to which each belongs.
- (3) Anticipated advantages to be gained by setting up the exhibit.
- (4) Historical association or relationship of the items to the installation where the exhibit is proposed.
- (5) Exact proposed location of the exhibit and justification for choice of this location.
- (6) Personnel and facilities available for safeguarding and preserving items to ensure their readiness for return to organization or to their historical lineal descendants, upon receipt of instructions from the Office of the Center of Military History.

c. Except for National Guard organization items, the Office of the Center of Military History may disapprove any request for items for exhibit if review of the statements outlined above indicates that use of the

items in the described exhibit will not be in the best interest of the organizations concerned or the conditions under which the items to be exhibited do not provide adequate protection.

d. Requests for items identified with ARNG organizations will be submitted by the Office of the Center of Military History through the Chief, National Guard Bureau, to the Secretary of the Army recommending action to be taken.

e. Items will be tagged with the organization's designation so that positive identification of each item can be made.

f. The Office of the Center of Military History will be responsible for establishing and maintaining a locator system to ensure that centrally located current information is available to supply managers.

g. No item authorized for exhibit will be moved from the location originally approved without prior approval of the Office of the Center of Military History.

h. Inactive descendants whose flags have been authorized for exhibit at installations are entitled to have these items returned to their custody if they are subsequently reactivated. In this event, the Office of the Center of Military History will furnish detailed shipping instructions to the commanders of installations where required items are exhibited. Flags will be prepared for shipment in accordance with paragraph 10-3*b*. All heraldic flags contained in this regulation are nonexpendable.

Appendix A

References

Section I

Required Publications

Unless otherwise stated, all Army publications are available on the Army Publishing Directorate website at <https://armypubs.army.mil/>. EOs are available at <https://www.archives.gov/>. USCs are available at <https://uscode.house.gov/>.

AR 1–100

The Army Gift Program (Cited in para 1–8c.)

AR 220–5

Designation, Classification, and Change in Status of Units (Cited in para 2–9.)

AR 600–8–22

Military Awards (Cited in para 3–54.)

AR 600–25

Salutes, Honors, and Courtesy (Cited in para 2–4g(1).)

AR 670–1

Wear and Appearance of Army Uniforms and Insignia (Cited in para 5–1a.)

AR 672–20

Incentive Awards (Cited in para 3–38.)

AR 725–1

Special Authorization and Procedures for Issues, Sales, and Loans (Cited in para 3–36.)

AR 725–50

Requisition, Receipt, and Issue System (Cited in para 10–1c.)

AR 735–5

Property Accountability Policies (Cited in para 10–6a.)

AR 870–5

Military History: Responsibilities, Policies, and Procedures (Cited in para 9–1b(1).)

CTA 50–970

Expendable/Durable Items (Except Medical, Class V, Repair Parts, and Heraldic Items) (Cited in para 7–15.)

EO 10670

Establishing a flag for the United States Army (Cited in para 4–1a(1).)

EO 10860

Coat of arms, seal, and flag of the President of the United States (Cited in para 3–5.)

EO 11884

Prescribing the official coat of arms, seal, and flag of the Vice President of the United States (Cited in para 3–6.)

Federal Supply Category 8345

Flags and Pennants (Available at <https://heraldry.army.mil/>.) (Cited in para 10–1d(1).)

MIL–C–3680C

Case, Flags and Guidons, Cotton Duck (Available at <https://quicksearch.dla.mil/>.) (Cited in para 10–3a.)

Public Law 109–364, section 555

John Warner National Defense Authorization Act for Fiscal Year 2007; Authority for presentation of Medal of Honor Flag to living Medal of Honor recipients and to living primary next-of-kin of deceased Medal of Honor recipients (Available at <https://www.congress.gov/>.) (Cited in para 3–54.)

TC 3–21.5

Drill and Ceremonies (Cited in para 2–4*i*(2).)

4 USC 7

Position and manner of display (Cited in the title page.)

10 USC 7285

Medal of Honor: presentation of Medal of Honor Flag (Cited in the title page.)

10 USC 7565

Colors, standards, and guidons of demobilized organizations: disposition (Cited in the title page.)

10 USC 7714

Collection of captured flags, standards, and colors (Cited in the title page.)

18 USC 706

Red Cross (Cited in the title page.)

36 USC 300106

Emblem, badge, and brassard (Cited in the title page.)

Section II**Prescribed Forms**

This section contains no entries.

Appendix B

Internal Control Evaluation

B-1. Function

The functions covered by this evaluation are property accountability and procurement.

B-2. Purpose

The purpose of this evaluation is to assist commanders in evaluating the key internal controls listed. It is intended as a guide and does not cover all controls.

B-3. Instructions

Answers must be based on the actual testing of key internal controls (for example, document analysis, direct observation, sampling, simulation, or other). Answers that indicate deficiencies must be explained and the corrective action identified in supporting documentation. These internal controls must be evaluated at least every 5 years. Certification that the evaluation has been conducted must be accomplished on DA Form 11-2 (Internal Control Evaluation Certification).

B-4. Test questions

- a. Were flags and guidons ordered through U.S. Army Tank-Automotive and Armaments Command, Clothing and Heraldry, Product Support Integration Directorate, 700 Robbins Avenue, P.O. Box 57997, Philadelphia, PA 19111-7997? If not, was a nonavailability statement obtained from U.S. Army Tank-Automotive and Armaments Command, Clothing and Heraldry Office prior to local purchase?
- b. Has the organization properly accounted for all heraldic items on their unit property book?

B-5. Supersession

This evaluation replaces the evaluation previously published in AR 840-10, dated 17 July 2020.

B-6. Comments

Help make this a better tool for evaluating internal controls. Submit comments to The Institute of Heraldry, U.S. Army, 9325 Gunston Road, Building 1466, Room S112, Fort Belvoir, VA 22060-5579.

Glossary of Terms

Branch colors

A term used in describing flags. These include colors associated with organizations and used for flag background and fringe. They apply to all units authorized flags including units not authorized a branch.

Canton

A square or rectangle in the upper left-hand corner of a flag.

Color

A specific flag symbolic of the spirit and tradition of the United States or the position, individual, or organization represented. The flag of the United States when displayed as indicated in this regulation is known as the 'National Color.' The term 'color' when used alone refers to the national color. The term 'colors' means the national and positional or organizational colors.

Dexter

The side of the shield or design element appearing to the viewer's left.

Fly

The measurement of the flag (horizontal edge) measured from left to right, exclusive of the heading.

Fringe

A decorative border of short threads, cords, or the like that is used on flags for enrichment only. It is not regarded as an integral part of any flag and its use does not constitute an unauthorized addition to the design prescribed by statutes.

Heading

The section of a flag that is attached to the flagstaff, flagpole, or mast.

Hoist

The measurement of a flag (vertical edge at the flagstaff) measured from top to bottom.

Sinister

The side of the shield or design appearing to the viewer's right.

UNCLASSIFIED

PIN 004641-000